

















































JUEGO DE JUNTAS | COLECTOR DE ADMISIÓN
GASKET SET | INTAKE MANIFOLD



ajusa

ÍNDICE
CONTENTS
INDEX
INHALTSVERZEICHNIS
INDICE
СОДЕРЖАНИЕ
目 录
الفهرس

ÍNDICE - CONTENTS - INDEX - INHALTSVERZEICHNIS СОДЕРЖАНИЕ - INDICE - 目录 - الفهرس

ACURA		2-3
ALFA ROMEO		4-5
AUDI		6-7
BMW		8-23
CHEVROLET		24-29
CHRYSLER		30-33
CITROEN		34-37
DODGE		38-39
FIAT		40-43
FORD		44-49
FORD (INDUSTRIAL)		50-51
GM-CHEVROLET		52-53
HOLDEN		54-55
HONDA		56-57
HYUNDAI		58-59
INFINITI		60-61
JAGUAR		62-63
JEEP		64-65
KIA		66-67
LADA		68-69
LANCIA		70-71
LAND ROVER		72-73
LEXUS		74-75
LEYLAND		76-77
MAZDA		78-79
MERCEDES		80-81
MERCEDES (INDUSTRIAL)		82-83
MINI		84-85
MINI		84-85
MITSUBISHI		86-87
NISSAN		88-89
OPEL		90-91
PEUGEOT		92-95
RENAULT		96-97
ROVER GROUP		98-99
SAAB		100-101
SATURN		102-103
SEAT		104-105
SKODA		106-107
SMART		108-109
SUZUKI		110-111
TALBOT		112-113
TOYOTA		114-115
VOLKSWAGEN		116-123
VOLVO		124-125
ZASTAVA		126-127

REFERENCIA / JUEGO DE JUNTAS COLECTOR DE ADMISIÓN

PART NUMBER / GASKET SET INTAKE MANIFOLD

RÉFÉRENCE / JEU DE JOINTS COLLECTEUR D'ADMISSION

AJUSA Nr. / SATZ ANSAUGSAMMELROHR

REFERÊNCIA / JOGO DE JUNTAS COLETOR DE ADMISSAO

REFERIMENTI / KIT DI GUARNIZIONE COLLETTORE DI ASPIRAZIONE

наименований - КОМПЛЕКТЫ Впускной коллектор

按Ajusa - 修理包 - 进气歧管

شعب السحب طقم

129-132

MANEJO DEL CATÁLOGO
HOW TO USE THE CATALOGUE
USAGE DU CATALOGUE
UNTERRICHT FÜR GEBRAUCH DES KATALOGS
EXPLICAÇÃO SOBRE A UTILIZAÇÃO DO CATÁLOGO

	c.c.	(CV) (HP)				REFERENCIA PART NUMBER
				→	←	
DIESEL 159 JTD 16 V 159 SW JTD 16V 159 SW JTD 16V (DOHC)	21 ■ ■ ■	1910 150 1910 136 1910 150	939A2.000 939A8.000 939A2.000	9 2005 3 2006 3 2006		77013500
MARCA, DETALLES DEL VEHICULO MAKE, VEHICLE DETAILS MARQUE, DETAILS DU VEHICULE FABRIKAT, FAHRZEUG MARCA, DETALHES DO VEICULO	BLOQUE No. BOX Nr. BLOC No. BLOCK Nr. BLOCO No.	POTENCIA POWER PUISSANCE LEISTUNG POTÊNCIA	MOTOR ENGINE MOTEUR MOTOREN MOTOR	AÑOS DE FABRICACIÓN YEAR OF MANUFACTURE ANNEE DE FABRICATION BAUJAHR ANOS DE FABRICAÇÃO		REFERENCIA / JUEGO DE JUNTAS COLECTOR DE ADMISIÓN PART NUMBER / GASKET SET INTAKE MANIFOLD RÉFÉRENCE / JEU DE JOINTS COLLECTEUR D'ADMISSION AJUSA Nr. / SATZ ANSAUGSAMMELROHR REFERÊNCIA / JOGO DE JUNTAS COLETOR DE ADMISSAO
		CILINDRADA (cm³) DISPLACEMENT (cm³) CYLINDREE (cm³) HUBRAUM (cm³) CILINDRADA (cm³)				






ISTRUZIONI PER USO DEL CATALOGO
КАК ПОЛЬЗОВАТЬСЯ КАТАЛОГОМ - ПОЯСНЕНИЯ

目录注释与使用说明

شرح، إدارة الكتالوج

	c.c.	(CV) (HP)				REFERENCIA PART NUMBER
				→	←	
DIESEL 21 159 JTD 16 V 159 SW JTDM 16V 159 SW JTDM 16V (DOHC)	1910 1910 1910	150 136 150	939A2.000 939A8.000 939A2.000	9 3 3	2005 2006 2006	77013500
MARCA, DETAGLI DEL VEICOLO МОДЕЛЬ, ДАННЫЕ АВТОМОБИЛЯ 品牌及车辆细节信息 العلامة التجارية وتفاصيل السيارة	BLOCCO No. БЛО 组号 رقم ك	CILINDRATA (cm³) РАБОЧИЙ ОБЪЕМ ДВИГАТЕЛЯ 排量 (cm³) -3 اسطوانة	POTENZA МОЩНОСТЬ 功率 الطاقة	MOTORE ДВИГАТЕЛЬ 发动机型号 المحرك	ANNO DI FABBRICAZIONE ГОД ИЗГОТОВЛЕНИЯ 制造年份 سنة الصنع	REFERIMENTI / KIT DI GUARNIZIONE COLLETTORE DI ASPIRAZIONE наименований - КОМПЛЕКТЫ Впускной коллектор 按Ajusa - 修理包 - 进气歧管 شعب السحب طقم

	c.c.	(CV) (HP)		 		REFERENCIA JUEGO DE JUNTAS COLECTOR DE ADMISIÓN INTAKE MANIFOLD GASKET SET PART NUMBER
NSX V6 24V (DOHC)	3493	507	JNC1	2017		 77061900






	c.c.	(CV) (HP)		  		REFERENCIA JUEGO DE JUNTAS COLECTOR DE ADMISIÓN INTAKE MANIFOLD GASKET SET PART NUMBER



	c.c.	(CV) (HP)						REFERENCIA JUEGO DE JUNTAS COLECTOR DE ADMISIÓN INTAKE MANIFOLD GASKET SET PART NUMBER		
				→	←					
MITO MITO (SOHC/OHC)	875 875	86 105	312A2.000 199B6.000	7	2011			 77000700		
				4	2013					
MITO TURBO MULTI AIR 16V MITO 16V GIULIETTA 16V GIULIETTA 16V GIULIETTA 16V MITO 16V MITO 16V	1368	135	955A2.000	10	2009			 77000900		
	1368	163	955A8.000	10	2009					
	1368	116	940A6.000	4	2010					
	1368	163	955A8.000	4	2010					
	1368	105	940B1.000	4	2011					
	1368	140	955B1.000	12	2013					
	1368	170	EAM	1	2017	12	2019			
MITO TURBO 16V MITO TURBO 16V MITO TURBO JUNIOR 16V MITO TURBO 16V MITO TURBO 16V GIULIETTA 16V GIULIETTA TURBO 16V GIULIETTA TURBO 16V GIULIETTA 16V MITO QUADRIFOGLIO VERDE 16V GIULIETTA 16V GIULIETTA 16V MITO BIFUEL 16V (DOHC)	1368	120	198A4.000	9	2008			 77000900		
	1368	155	198A1.000	9	2008					
	1368	155	199A8.000	9	2008					
	1368	135		10	2009					
	1368	170	940A2.000	10	2009					
	1368	120	940B7.000	4	2010					
	1368	120	198A4.000	4	2010					
	1368	170	940A2.000	4	2010					
	1368	105	940B8.000	4	2011					
	1368		940A2.000		2012	2012				
	1368	150	940A2.000	9	2014					
	1368	150	940C2.000	9	2014					
	1368	120	198A4.000	6	2016					
DIESEL MITO JTD 16V MITO JTD 16V MITO JTDM 16V GIULIETTA 16V (DOHC)	1598	120	198A2.000	9	2008			 77015000 <small>(55580012, 850336)</small> 77016100 <small>(68093452AA, 71753077, 71754211)</small>		
	1598	120	955A3.000	9	2008					
	1598	120	955A4.000	9	2008					
	1598	105	940A3.000	4	2010					
DIESEL GIULIETTA JTDM 16V GIULIETTA JTDM 16V (DOHC) (EURO 5+)	1598	120	940C1.000	2	2015	3	2017	 77016100 <small>(68093452AA, 71753077, 71754211)</small>		
	1598	120	940C5.000	2	2015	3	2017			
DIESEL BRERA 16V SPIDER 16V 159 16V 159 SPORTWAGON 16V 159 JTDM 16V 159 SW JTDM 16V BRERA JTDM 16V SPIDER JTDM 16V GIULIETTA JTDM 16V GIULIETTA JTDM 16V GIULIETTA JTDM 16V GIULIETTA 16V GIULIETTA JTDM 16V GIULIETTA JTDM 16V 156 16V 159 SPORTWAGON 16V GIULIETTA 16V GIULIETTA 16V GIULIETTA JTDM 16V GIULIETTA JTDM 16V GIULIETTA JTDM 16V (DOHC)	1956	163	844A2.000	3	2008			 77015000 <small>(55580012, 850336)</small> 77016100 <small>(68093452AA, 71753077, 71754211)</small>		
	1956	163	844A2.000	4	2009					
	1956	163	844A2.000	5	2009	11	2011			
	1956	163	844A2.000	5	2009	11	2011			
	1956	170	939B3.000	5	2009					
	1956	170	939B3.000	5	2009					
	1956	170	939B3.000	5	2009					
	1956	136	940B6.000	4	2010					
	1956	136	940C4.000	4	2010					
	1956	140	940C3.000	4	2010					
	1956	163	940A7.000	4	2010					
	1956	163	940B9.000	4	2010					
	1956	170	940A4.000	4	2010					
	1956	136	939B4.000	6	2010	11	2011			
	1956	136	939B4.000	6	2010	11	2011			
	1956	136	940A8.000	6	2012					
	1956	140	940A5.000	6	2012					
	1956	150	940B5.000	8	2013					
	1956	150	940C3.000	8	2013					
	1956	175	940B4.000	11	2013					
	DIESEL GIULIETTA JTDM 16V (DOHC)	1956	175	940B4.000	3	2017				 77016100 <small>(68093452AA, 71753077, 71754211)</small>



	c.c.	(CV) (HP)				REFERENCIA JUEGO DE JUNTAS COLECTOR DE ADMISIÓN INTAKE MANIFOLD GASKET SET PART NUMBER
				→	←	
DIESEL						
GIULIA D 16V	2143	136	55266388	10	2015	77016300
GIULIA D 16V	2143	136	55268532	10	2015	
GIULIA D 16V	2143	150	55266388	10	2015	
GIULIA D 16V	2143	150	55268532	10	2015	
GIULIA D 16V	2143	180	55266388	10	2015	
GIULIA D 16V	2143	180	55268532	10	2015	
GIULIA D 16V	2143	180	55271040	10	2015	
GIULIA D Q4 16V	2143	209	55268818	11	2016	
STELVIO D 16V	2143	150	55275156	12	2016	
STELVIO D 16V	2143	180	55275156	12	2016	
STELVIO D Q4 16V	2143	180	55271838	12	2016	
STELVIO D Q4 16V	2143	209	55271838	12	2016	
GIULIA D 16V	2143	160	46335975	8	2018	
GIULIA D 16V	2143	160	55284636	8	2018	
GIULIA D 16V	2143	160	55275156	8	2018	
STELVIO D 16V	2143	160	55275156	8	2018	
STELVIO D 16V	2143	160	46335692	8	2018	
GIULIA D 16V	2143	190	55268818	8	2018	
GIULIA D 16V	2143	190	55284636	8	2018	
GIULIA D 16V	2143	190	46335975	8	2018	
GIULIA D Q4 16V	2143	190	55268818	8	2018	
GIULIA D Q4 16V	2143	190	55284529	8	2018	
STELVIO D 16V	2143	190	55268818	8	2018	
STELVIO D 16V	2143	190	55284529	8	2018	
STELVIO D 16V	2143	190	46335692	8	2018	
STELVIO JTDM Q4 16V	2143	190	46335692	8	2018	
STELVIO JTDM Q4 16V	2143	190	55284529	8	2018	
STELVIO JTDM Q4 16V (DOHC)	2143	190	55268818	8	2018	



	C.C.	(CV) (HP)				REFERENCIA JUEGO DE JUNTAS COLECTOR DE ADMISIÓN INTAKE MANIFOLD GASKET SET PART NUMBER				
				→	←					
A1 SPORTBACK TFSI A1 TFSI A1 SPORTBACK TFSI A1 TFSI A3 TFSI Q2 TFSI (DOHC)	1	999	95	CHZB	3	2015	10	2018	 77015400	
		999	95	CHZB	3	2015	10	2018		
		999	82	CHZE	1	2016	10	2018		
		999	82	CHZE	1	2016	10	2018		
		999	115	CHZD	7	2016				
		999	115	CHZJ	10	2016				
		10								
80 80 FOX 80 80	2	1296	55	ZA		1976		1978	 77015100	
		1296	60	ZF		1976		1978		
		1296	60	YJ		1976		1980		
		1296	60	EP	8	1981	7	1983		
		1296	60	EP	8	1983	7	1986		
80 80 FOX (No: 825 2000099>)	3	1471	75	YH		1973		1975	 77015100	
		1471	75	YK		1973		1975		
		1471	75/85	YG		1973		1974		
80 80 80 80 COUPE COUPE COUPE 4000 FOX (No: <8192 242 682)	4	1588	75/85	YN		1975		1979	 77015100	
		1588	75/85	YP		1975		1979		
		1588	75/85	YT		1975		1979		
		1588	75/85	YY		1975		1979		
		1588	85	WZ		1975		1979		
		1588	85	WP		1975		1979		
		1588	85	WV		1975		1979		
		1588	83			1976		1979		
		1588	83			1976		1979		
						1976		1979		
4000 4000 4000 4E 4E 4E 4E 80 80 80 FOX FOX FOX 100 COUPE COUPE (No: <8192 242 683>)	5	1588	110	YH		1979		1983	 77015100	
		1588	110	YP		1979		1983		
		1588	110	YT		1979		1983		
		1588	110	YP		1979		1983		
		1588	110	YT		1979		1983		
		1588	110	YK		1979		1983		
		1588	110	YH		1979		1983		
		1588	110	YS		1979		1983		
		1588	110	YZ		1979		1983		
		1588	110	YN		1979		1983		
		1588	110	YH		1979		1983		
		1588	110	YP		1979		1983		
		1588	110	YT		1979		1983		
		1588	85	YW		1979		1982		
		1588	75	VY		1980		1981		
		1588	75	VZ		1980		1981		
		DIESEL 80 D (No: <CR-176338)	6	1588	54	CR	8	1980		4
DIESEL 80 D 80 D 80 TD 80 TD 80 TD 90 TD 90 TD 90 TD (No: <81G000001>)	7	1588	54	JK	8	1985	8	1989	 77015100	
		1588	54	JK	8	1985	8	1989		
		1588	70/80	RA	8	1985	10	1991		
		1588	70/80	CY	8	1985	10	1991		
		1588	70/80	SB	8	1985	10	1991		
		1588	70/80	SB	8	1985	10	1991		
		1588	70/80	CY	8	1985	10	1991		
		1588	70/80	RA	8	1985	10	1991		
DIESEL 80 D 80 D 4000 D 4000 D 4000 TD 80 TD (No: <CR-176339>)	8	1588	54	CR	5	1981	7	1985	 77015100	
		1588	54	JK	5	1981	7	1985		
		1588	54	JR		1982		1983		
		1588	54	CR		1982		1983		
		1588	70	CY		1982		1983		
		1588	70	CY		1982		1985		
80 80 80 80 80 100 80 80	9	1595	75	DT	8	1983	6	1991	 77015100	
		1595	75	JU	8	1983	6	1991		
		1595	75	RN	8	1987	6	1991		
		1595	75	PP	8	1987	6	1991		
		1595	102	ABB		1990		1991		
		1595	102	ABB		1992		1993		
		1595	71	RN	1	1992	6	1993		
		1595	71	ABM	1	1992	6	1993		
80 80 ADA (No: <034669)	10	1595	100	ADA	6	1993	7	1995	 77015100	
		1595	71	ABM	7	1993		1996		
DIESEL A1 TDI 16V A3 TDI 16V A3 TDI 16V (DOHC)	11	1598	105	CAYC	5	2009			 77028000	
		1598	105	CAYC	5	2009				
		1598	90	CAYB	5	2009				

	C.C.	(CV) (HP)				REFERENCIA JUEGO DE JUNTAS COLECTOR DE ADMISIÓN INTAKE MANIFOLD GASKET SET PART NUMBER		
				→	←			
X1 sDrive 16i 16V X3 sDrive 18i 16V (DOHC)	1592	143	N20B16A	3	2013	6	2015	 77027000
		1592	170	N20B16A	7	2013		
316ci COUPE 16V 316i (E46) 16V 316ti 16V 316ti 16V 316ti Coupe 16V 116i 16V 316i 16V 316i 16V 316i 16V 116i 16V (DOHC)	1596	115	N45B16A	6	2002	2	2005	 77028600
		115	N40B16A	6	2002	2	2005	
		115	N40B16A	6	2002	2	2005	
		115	N45B16A	6	2002	2	2005	
		115	N45B16A	6	2002			
		116	N45B16A	1	2003	1	2007	
		116	N45B16A	8	2004	1	2007	
		116	N45B16A	2	2006			
		116	N45B16TU2	2	2006	12	2011	
		116	N45B16A	2	2007			
116i 16V 316i 16V 316i Coupe 16V (DOHC)	1597	122	N43B16A	1	2007			 77027100
		122	N43B16A	1	2007			
		122	N43B16A	1	2008			
316ti COMPACT 16V (DOHC)	1796	115	N42B18A	6	2001	2	2005	 77028500
316i 16V 316ci Coupe 16V 316i 16V 316ci Coupe 16V 316ti 16V 316ti 16V 316ti 16V 316i 16V 316i 16V 316i 16V 316ci Coupe 16V 316i 16V 316i 16V 316ti 16V 316i 16V (DOHC)	1796	116	N42B18A(VALV.)	1	2000			 77028600
			N40B16A	1	2001			
			N40B16A	1	2001			
			N40B16A	1	2001			
		115	N40B16A	1	2001			
		115	N40B16A	1	2001			
		115	VALVETRONIC	6	2001			
		115	N46B18A	6	2001	2	2005	
		115	N46B18A	2	2002	2	2005	
		115	N46B18	2	2002	2	2005	
		115	N45B16A	1	2003			
		115	N45B16A	1	2003			
		115	N46B18A	1	2003			
		115	N45B16A	1	2003			
		115	N40B16A	12	2003			
320ci 24V 320i 24V 520i 24V Z3i 24V 520i 24V 520i TOURING 24V (DOHC)	1991	150	M52(206S4)	9	1998	9	2002	 77028100
		150	M52(206S4)	9	1998	9	2002	
		150	M52(206S4)	9	1998	9	2002	
		150	M52(206S4)	9	1998	9	2002	
		136	M52B20(206S3)	4	1999	6	2003	
		136	M52B20(206S3)	4	1999	5	2004	
118i 16V 120i 16V 120i Cabrio 16V 320i Coupe 16V 520i 16V 118i Cabrio 16V 318i 16V 320i 16V 318i TOURING 16V 116i 16V (DOHC)	1995	143	N43B20A	1	2006			 77027100
		170	N43B20A	1	2006			
		170	N43B20A	1	2006			
		170	N43B20A	1	2006			
		170	N43B20A	1	2006			
		143	N43B20A	1	2007			
		143	N43B20A	1	2007			
		170	N43B20A	1	2007			
		136	N43B20A	9	2007			
		122	N43B20A	11	2008			
		320i 16V 320i 16V 318i 16V 318i 16V 318i 16V 318i 16V 120i CABRIO 16V 320i CABRIO 16V 320i CABRIO 16V 320i COUPE 16V 320i COUPE 16V 320i COUPE 16V X1 sDrive 18i 16V X1 sDrive 18i 16V X1 sDrive 18i 16V X1 sDrive 18i 16V X1 sDrive 18i 16V X1 sDrive 18i 16V (DOHC)	1995	156	N46B20CC	3	2007	
156	N46B20CD			3	2007	12	2011	
136	N46B20E			6	2007	12	2011	
136	N46B20CD			9	2007	10	2011	
136	N46B20CC			9	2007	10	2011	
136	N46B20C			9	2007	10	2011	
156	N46B20E			3	2008	12	2013	
152	N46B20CC			1	2010	12	2013	
152	N46B20CD			1	2010	12	2013	
152	N46B20CD			1	2010	12	2013	
152	N46B20E			1	2010	12	2013	
152	N46B20CC			1	2010	12	2013	
136	N46B20BD			3	2010	6	2015	
150	N46B20E			3	2010	6	2015	
150	N46B20CD			3	2010	6	2015	
150	N46B20CC			3	2010	6	2015	
150	N46B20C			3	2010	6	2015	
150	N46B20BD			3	2010	6	2015	

	C.C.	(CV) (HP)				REFERENCIA JUEGO DE JUNTAS COLECTOR DE ADMISIÓN INTAKE MANIFOLD GASKET SET PART NUMBER		
				→	←			
 428i COUPE 16V 428i xDrive COUPE 16V 428i xDrive COUPE 16V 220i COUPE 16V 220i COUPE 16V 220i SPORT LINE 16V 428i CABRIO 16V 428i CABRIO 16V 420i COUPE 16V 420i xDrive COUPE 16V 420i COUPE 16V 420i COUPE 16V 420i xDrive COUPE 16V 420i xDrive COUPE 16V 520i TOP 16V 428i xDrive CABRIO 16V X3 sDrive20i 16V 420i GRAN COUPE 16V 420i GRAN COUPE 16V 428i GRAN COUPE 16V 428i GRAN COUPE 16V 428i xDrive GRAN COUPE 16V 428i xDrive GRAN COUPE 16V 220i CABRIO 16V X4 xDrive20i 16V X4 xDrive 28i 16V 420i CABRIO 16V 420i CABRIO 16V 228i CABRIO 16V 228i xDrive 16V 228i xDrive CABRIO 16V 228i xDrive COUPE 16V 228i COUPE 16V 228i COUPE 16V X1 sDrive20i FLEX 16V 125i FLEX 16V X1 sDrive28i 16V X1 xDrive 28i 16V 328i FLEX 16V 220i CABRIO 16V 228i xDrive CABRIO 16V 228i CABRIO 16V 328i 16V 328i 16V 328i xDrive 16V 328i xDrive 16V 328i xDrive GT 16V 428i xDrive 16V X3 sDrive28i 16V X3 xDrive 28i 16V (DOHC)	1997	245	N26B20A	7	2013		 77027000	
		1997	245	N20B20A	7	2013		
		1997	245	N26B20A	7	2013		
		1997	184	N20B20B	10	2013		
		1997	184	N20B20U0	10	2013		
		1997	184	N20B20U0	10	2013		
		1997	245	N26B20A	10	2013		
		1997	245	N20B20A	10	2013		
		1997	163	N20B20B	11	2013		
		1997	163	N20B20B	11	2013		
		1997	184	N20B20B	11	2013		
		1997	184	N20B20A	11	2013		
		1997	184	N20B20B	11	2013		
		1997	184	N20B20A	11	2013		
		1997	184	N20B20B	11	2013		
		1997	184	N20B20A	11	2013		
		1997	184	N20B20B	1	2014		
		1997	184	N20B20A	2	2014		
		1997	163	N20B20B	3	2014		
		1997	184	N20B20B	3	2014		
		1997	245	N20B20A	3	2014		
		1997	245	N26B20A	3	2014		
		1997	245	N20B20A	3	2014		
		1997	245	N26B20A	3	2014		
		1997	184	N20B20A	4	2014		7 2016
		1997	184	N20B20A	4	2014		
		1997	245	N20B20A	4	2014		
		1997	163	N20B20B	7	2014		
		1997	184	N20B20B	7	2014		
		1997	240	N26B20A	7	2014		
		1997	240	N26B20A	7	2014		
		1997	240	N26B20A	7	2014		
		1997	240	N26B20A	7	2014		
		1997	245	N20B20A	7	2014		
		1997	245	N26B20A	7	2014		
		1997	184	N20B20A	8	2014		6 2015
		1997	218	N20B20A	8	2014		
		1997	240	N20B20A	8	2014		6 2015
		1997	240	N20B20A	8	2014		6 2015
		1997	245	N20B20A	8	2014		
		1997	184	N20B20B	11	2014		
		1997	240	N20B20A	11	2014		
		1997	245	N20B20A	11	2014		
		1997	240	N20B20A	11	2014		
		1997	240	N20B20A	11	2014		
		1997	240	N26B20A	2015	2016		
		1997	240	N26B20A	2015	2016		
		1997	240	N20B20A	2015	2016		
		1997	240	N20B20A	2015	2016		
		1997	240	N20B20A	2015	2016		
		1997	240	N20B20A	2015	2016		

 320i 24V 520i 24V 320ci 24V 320ci Cabrio 24V 320ci Coupe 24V Z3i Roadster 24V 520i TOURING 24V 320ci Coupe 24V 320i 24V Z4i Roadster 24V 520i 24V Z4i 24V 320Ci CABRIO 24V (DOHC)	2171	170	M54(226S1)		1999	9	2002	 77028100	
		2171	170	M54(226S1)		1999	9		2002
		2171	170	M54(226S1)		2000	9		2002
		2171	170	M54(226S1)		2000	9		2002
		2171	170	M54(226S1)		2000	9		2002
		2171	170	M54(226S1)		2000	9		2002
		2171	170	M54(226S1)	9	2000	5		2004
		2171	170	M54(226S1)	9	2002			
		2171	170	M54(226S1)	9	2002	2		2005
		2171	170	M54(226S1)	9	2002			
		2171	170	M54(226S1)	7	2003	3		2010
		2171	170	M54(226S1)	10	2003			
		2171	170	M54(226S1)	1	2006	12		2007






 323i 24V 323is 24V 323ci Coupe 24V 323i 24V 323ci 24V 523i 24V Z3i 24V 325 24V 325i 24V 325ci Coupe 24V 325i 24V Z4i Roadster 24V 325ti 24V 325ci Cabrio 24V 325ci Coupe 24V 325i 24V 325xi 24V 525i 24V 325ci Coupe 24V 325i 24V X3i 24V 525i 24V Z4i 24V X3i 24V X3j 24V (DOHC)	2494	170	M52(256S4)	1	1997	9	2002	 77028100	
		2494		M52		1998	1999		
		2494	170	M52(256S4)	1	1998	12		2000
		2494	170	M52(256S4)	3	1998	9		2000
		2494	170	M52(256S4)	9	1998	9		2002
		2494	170	M52(256S4)	9	1998	9		2002
		2494	170	M52(256S4)	9	1999	9		2002
		2494	186	M54B25(256S5)	9	2000	4		2005
		2494	192	M54(256S5)	9	2000	9		2002
		2494	192	M54(256S5)	9	2000	9		2002
		2494	192	M54(256S5)	1	2001	9		2002
		2494	192	M54(256S5)	6	2001	9		2002
		2494	192	M54(256S5)	1	2002	9		2002
		2494	192	M54(256S5)	1	2002	9		2002
		2494	192	M54(256S5)	1	2002	9		2002
		2494	192	M54(256S5)	1	2002	9		2002
		2494	192	M54(256S5)	1	2002	9		2002
		2494	192	M54(256S5)	1	2002	9		2002
		2494	192	M54(256S5)	9	2002	2		2005
		2494	192	M54(256S5)	9	2002	2		2005
		2494	192	M54(256S5)	9	2002	1		2004
		2494	192	M54(256S5)	1	2003			
		2494	192	M54(256S5)	2	2003	12		2005
		2494	186	M54B25(256S5)	1	2004	12		2006
		2494	192	M54(256S5)	1	2004			

 Z4 ROADSTER (E85) 24V Z4 ROADSTER (E85) 24V Z4 COUPE (E86) 24V (DOHC) (VOLANTE A LA DERECHA)	2494	192	M54B25(256S5)		2002		2005	 77028100
	2494	192	256S5	11	2002		2005	
	2494	192	M54B25(256S5)		2006		2008	

	C.C.	(CV) (HP)				REFERENCIA JUEGO DE JUNTAS COLECTOR DE ADMISIÓN INTAKE MANIFOLD GASKET SET PART NUMBER
				→	←	
 Z4 ROADSTER (E85) 24V Z4 ROADSTER (E85) 24V Z4 COUPE (E86) 24V (DOHC) (VOLANTE A LA IZQUIERDA)	2494	192	M54B25(256S5)	2002	2005	 77028100
	2494	192	256S5	2002	2005	
	2494	192	M54B25(256S5)	11 2006	4 2008	
	2497	218	N52B25A	1 2004		 77004000
	2497	218	N52B25A	6 2004		
	2497	177	N52B25A	7 2004		
	2497	177	N52B25A	8 2004		
	2497	218	N52B25A	9 2004		
	2497	218	N52B25BF	10 2004	12 2007	
	2497	218	N52B25B	10 2004	3 2006	
	2497	218	N52B25A	10 2004		
	2497	211	N52B25A(N52)	12 2004	3 2006	
	2497	211	N52B25AF(N52)	12 2004	3 2006	
	2497	211	N52B25B(N52)	12 2004	3 2006	
	2497	211	N52B25BF(N52)	12 2004	3 2006	
	2497	211	N52B25A(N52N)	12 2004	3 2006	
	2497	211	N52B25AF(N52N)	12 2004	3 2006	
	2497	211	N52B25B(N52N)	12 2004	3 2006	
	2497	211	N52B25BF(N52N)	12 2004	3 2006	
	2497	211	N52B25BF	12 2004	12 2010	
	2497	211	N52B25B	12 2004	3 2006	
	2497	218	N52B25A	1 2005		
	2497	218	N52B25BF	1 2005	12 2007	
	2497	218	N52B25B	1 2005	3 2006	
	2497	218	N52B25BF	3 2005	5 2010	
	2497	218	N52B25B	3 2005	3 2006	
	2497	177	N52B25B	7 2005	12 2010	
	2497	177	N52B25BE	7 2005	12 2010	
	2497	177	N52B25B	9 2005	3 2006	
	2497	177	N52B25BE	9 2005	3 2006	
	2497	177	N52B25BF	9 2005	3 2006	
	2497	190	N52B25BF	9 2005	2 2011	
	2497	211	N52B25A	9 2005	3 2006	
	2497	211	N52B25AF	9 2005	3 2006	
	2497	211	N52B25B	9 2005	3 2006	
	2497	211	N52B25BF	9 2005	3 2006	
	2497	218	N52B25C	9 2005		
	2497	218	N52B25C	9 2005		
	2497	177	N52B25A	11 2005		
	2497	218	N52B25BF	11 2005	2 2010	
	2497	174	N52KB25	2006	2009	
	2497	174	N52	2006	2010	
	2497	211	N52B25A	2006	2010	
	2497	211	N52B25AF	2006	2010	
	2497	211	N52B25BF	2006	2010	
	2497	177	N52B25A	1 2006		
	2497	218	N52B25A	1 2006		
	2497	218	N52B25A	1 2006		
	2497	218	N52B25A	1 2006		
	2497	177	N52B25B	3 2006	2 2007	
	2497	177	N52B25BE	3 2006	2 2007	
	2497	211	N52B25A(N52N)	3 2006	12 2010	
	2497	211	N52B25AF(N52N)	3 2006	12 2010	
	2497	211	N52B25B(N52N)	3 2006	12 2010	

	C.C.	(CV) (HP)					REFERENCIA JUEGO DE JUNTAS COLECTOR DE ADMISIÓN
				INTAKE MANIFOLD GASKET SET PART NUMBER			
DIESEL 525d 24V 525d 24V 525d 24V 525d TOURING 24V 525d 24V (DOHC)	21	2497	163	M57(256D1)	1	1999	 77015300
		2497	177	M57(256D2)	1	2003	
		2497	177	M57N256D4	6	2004	
		2497	177	M57N256D4	6	2004	
		2497	163	M57D25(256D1)	12	2004	
328ci Coupe 24V 328is 24V 328ci 24V 328i 24V 528i 24V 728i 24V Z3i 24V (DOHC)	22	2793	193	286S2	1	1998	 77028100
		2793	190	M52(286S2)	9	1998	
		2793	193	M52(286S2)	9	1998	
		2793	193	M52(286S2)	9	1998	
		2793	193	M52(286S2)	9	1998	
		2793	193	M52(286S2)	9	1998	
		2793	193	M52(286S2)	9	1998	
		2793	193	M52(286S2)	9	1998	
DIESEL 730tdi 24V 330d 24V 330tdi 24V 530tdi 24V 330xd 24V X5tdi 24V (DOHC)	23	2926	184	M57(306D1)		1997	 77015300
		2926	184	M57(306D1)	1	1998	
		2926	184	M57(306D1)	9	1998	
		2926	184	M57(306D1)	9	1998	
		2926	184	M57(306D1)	1	2000	
		2926	184	M57(306D1)	1	2000	
540i 24V 135i 24V 335i 24V 335xi 24V 335i 24V 335i 24V 535i 24V 335xi COUPE 24V 335i 24V 135i Cabrio 24V 335i Coupe 24V X6i 24V 740i 24V 740il 24V 335i 24V X6 xDrive 35i 24V 335xi 24V 335xi TOURING 24V 135i COUPE 24V 535xi 24V 335i M SPORT 24V Z4i 24V 135i CABRIO 24V 335 ixDrive 24V 335 ixDrive COUPE 24V 335 ixDrive TOURING 24V 535i xDrive 24V 335i M SPORT 24V Z4 sDrive35i TURBO 24V 335i 24V X5i 24V 335i 24V 335ix 24V 535i 24V 535i GT 24V X3 xDrive 35i 24V X6i 24V 640i COUPE 24V 640i COUPE 24V 335i xDrive 24V 535i xDrive 24V 335i 24V 335i xDrive 24V 335is 24V M1 SERIES 24V Z4 sDrive35is TURBO 24V 335i 24V 335i 24V 135i COUPE 24V (DOHC)	24	2979	306	N54B30A	8	2005	 77004000
		2979	306	N54B30A	1	2006	
		2979	306	N54B30A	1	2006	
		2979	306	N54B30A	1	2006	
		2979	326	N54B30A	3	2006	
		2979	326	N55B30A	3	2006	
		2979	306	N54B30A	4	2006	
		2979	306	N54B30A	4	2006	
		2979	306	N55B30A	9	2006	
		2979	299	N54B30A	10	2006	
		2979	306	N54B30A	11	2006	
		2979	306	N54B30A	1	2007	
		2979	306	N54B30A	1	2007	
		2979	326	N54B30A	1	2007	
		2979	326	N54B30A	1	2007	
		2979	306	N54B30B	3	2007	
		2979	306	N55B30A	6	2007	
		2979	306	N55B30A	9	2007	
		2979	306	N55B30A	9	2007	
		2979	306	N55B30A	9	2007	
		2979	306	N55B30A	10	2007	
		2979	306	N55B30A	10	2007	
		2979	306	N54B30A	2008	2008	
		2979	306	N54B30	2008	2008	
		2979	306	N54B30A	1	2008	
		2979	326	N55B30A	3	2008	
		2979	306	N54B30A	9	2008	
		2979	306	N54B30A	9	2008	
		2979	306	N54B30A	9	2008	
		2979	306	N54B30A	9	2008	
		2979	306	N54B30A	2009	2010	
		2979	306	N54B30	2009	2012	
		2979	300	N54B30A	2009	2011	
		2979	306	N54B30B	2	2009	
		2979	306	N55B30A	4	2009	
		2979	306	N55B30A	9	2009	
		2979	306	N55B30A	9	2009	
		2979	306	N55B30A	10	2009	
		2979	306	N55B30A	2010	2011	
		2979	306	N55B30A	9	2010	
		2979	320	N55B30A	11	2010	
		2979	320	N55B30A	11	2010	
		2979	306	N55B30A	2011	2012	
		2979	306	N55B30A	2011	2011	
		2979	300	N55B30A	2011	2013	
		2979	300	N55B30A	2011	2013	
		2979	300	N54B30A	2011	2011	
		2979	335	N54B30A	2011	2011	
		2979	355	N54B30A	2011	2011	
		2979	326	N54B30A	2	2011	
		2979	326	N54B30A	2	2011	
		2979	326	N55B30A	2	2011	
		2979	306	N55B30A	3	2011	




	C.C.	(CV) (HP)				REFERENCIA JUEGO DE JUNTAS COLECTOR DE ADMISIÓN INTAKE MANIFOLD GASKET SET PART NUMBER		
				→	←			
29 330ci Cabrio 24V 330ci Coupe 24V 330i 24V 330xi 24V 530i 24V 730i 24V 730il 24V X5i 24V Z3i Coupe 24V Z3i Roadster 24V Z4i 24V 730i 24V 730il 24V X3i 24V X5i 24V Z4i Roadster 24V 530i 24V (DOHC)	2979	231	M54(306S3)	1	2001	9	2002	 77028100
	2979	231	M54(306S3)	1	2001	9	2002	
	2979	231	M54(306S3)	1	2001	9	2002	
	2979	231	M54(306S3)	1	2001	9	2002	
	2979	231	M54(306S3)	1	2001	9	2002	
	2979	231	M54(306S3)	1	2001	9	2002	
	2979	231	M54(306S3)	1	2001	9	2002	
	2979	231	M54(306S3)	1	2001	9	2002	
	2979	231	M54(306S3)	1	2001	9	2002	
	2979	231	M54(306S3)	1	2001	9	2002	
	2979	231	M54(306S3)	1	2001	9	2002	
	2979	231	M54(306S3)	1	2001	9	2002	
	2979	231	M54(306S3)	1	2001	9	2002	
	2979	231	M54(306S3)	1	2001	9	2002	
	2979	231	M54(306S3)	1	2001	9	2002	
	2979	231	M54(306S3)	1	2001	9	2002	
	2979	231	M54(306S3)	1	2001	9	2002	
	2979	231	M54(306S3)	1	2001	9	2002	
	2979	231	M54(306S3)	7	2003	12	2005	
	DIESEL 30 X3d 24V 730d 24V 330cd Coupe 24V 330d 24V 330xd 24V 530d 24V X5d 24V 330cd Coupe 24V 330d 24V 330d 24V 330xd 24V X5 24V 330xd 24V 730d 24V X3d 24V X5 24V 330d 24V 535d 24V 325d 24V 530xd 24V 730Ld 24V 530d 24V 535d 24V 330Cd Cabrio 24V 325d Coupe 24V 525xd 24V 335d 24V 635d 24V 635d Cabrio 24V X3sd 24V X5d 24V 335d 24V 325d Cabrio 24V 525d 24V 525d TOURING 24V X6d 24V X5sd 24V X6d 24V X5d 24V (USA) X6d 24V 530d 24V 530d xDrive 24V X5 xDrive 35d 24V (DOHC)	2993	204	306D2			9	
2993		204	306D2	1	2001			
2993		204	306D2	1	2002	12	2002	
2993		204	306D2	1	2002	12	2002	
2993		204	306D2	1	2002	12	2002	
2993		218	306D2	1	2002			
2993		204	M57(306D2)	1	2003			
2993		204	306D2	3	2003			
2993		204	306D2	3	2003	2	2005	
2993		204	M57(306D2)	3	2003	2	2005	
2993		204	306D2	3	2003	2	2005	
2993		218	M57N306D4	12	2003			
2993		231	M57(306D3)	1	2004			
2993		231	M57(306D3)	1	2004	2	2006	
2993		231	M57(306D3)	1	2004			
2993		211	306D2	8	2004			
2993		231	M57(306D3)	8	2004			
2993		272	M57(306D4)	9	2004			
2993		197	M57(306D3)	1	2005			
2993		231	M57(306D3)	1	2005			
2993		231	M57(306D3)	1	2005			
2993		235	M57(306D3)	1	2005			
2993		286	M57(306D5)	1	2005			
2993		204	306D2	8	2005			
2993		197	M57(306D3)	1	2006			
2993		197	M57(306D3)	1	2006			
2993		286	M57(306D5)	1	2006			
2993		286	M57(306D5)	1	2006			
2993		286	M57(306D5)	1	2006			
2993		286	M57(306D5)	1	2006			
2993		286	M57(306D5)	1	2006			
2993		286	M57(306D5)	2	2006			
2993		286	M57T2D30(306D5)	9	2006	12	2011	
2993		197	M57(306D3)	1	2007			
2993		197	M57D30(306D3)	1	2007	3	2010	
2993		197	M57(306D3)	1	2007			
2993		235	M57(306D3)	1	2007			
2993		286	M57(306D5)	1	2007			
2993		286	M57(306D5)	1	2007			
2993		286	M57(306D5)	1	2007			
2993		286	M57(306D5)	1	2008			
2993		235	M57N2(306D3)	5	2008			
2993		235	M57(306D2)	9	2008			
2993		235	M57(306D3)	9	2008	3	2010	
2993		286	M57T2D30(306D5)	9	2008	6	2013	

	c.c.	(CV) (HP)					REFERENCIA JUEGO DE JUNTAS COLECTOR DE ADMISIÓN INTAKE MANIFOLD GASKET SET PART NUMBER
				→	←		
							 77004000
630i 24V	2996	258	N52B30BF	2	2004	3	2006
630i CABRIO 24V	2996	258	N52B30BF	3	2004	3	2006
630i CABRIO 24V	2996	258	N52B30B	3	2004	3	2006
530i 24V (E60)	2996	258	N52B30B	9	2004	3	2006
530i 24V (E60)	2996	258	N52B30B	9	2004	3	2006
530i TOURING 24V (E61)	2996	258	N52B30BF	9	2004	3	2006
530i TOURING 24V (E61)	2996	258	N52B30B	9	2004	3	2006
525i 24V	2996	218	N53B30A	1	2005		
525xi 24V	2996	218	N53B30A	1	2005		
130i 24V	2996	258	N52B30A	1	2005	1	2006
328i 24V	2996	258	N51B30A	1	2005	1	2006
330i 24V	2996	258	N52B30A	1	2005	1	2006
330i 24V	2996	258	N52B30A	1	2005	1	2011
330i 24V	2996	258	N52B30B	1	2005	3	2006
330i 24V	2996	258	N52B30BF	1	2005	3	2006
330xi 24V	2996	258	N52B30A	1	2005	1	2006
530i 24V	2996	258	N52B30A	1	2005	1	2006
530xi 24V	2996	258	N52B30A	1	2005	1	2006
630i Cabrio 24V	2996	258	N52B30A	1	2005	1	2006
730i 24V	2996	258	N52B30A	1	2005	1	2006
730il 24V	2996	258	N52B30A	1	2005	1	2006
Z4i Coupe 24V	2996	265	N52B30A	1	2005	1	2006
Z4i Roadster 24V	2996	265	N52B30A	1	2005	1	2006
530i 24V	2996	272	N53B30A	1	2005		
530xi 24V	2996	272	N53B30A	1	2005		
130i 24V	2996	258	N52B30BF	3	2005	2	2011
730i 24V	2996	258	N52B30BF	3	2005	3	2006
730Li 24V	2996	258	N52B30BF	3	2005	3	2006
130i 24V	2996	265	N52B30AF	3	2005	2	2011
130i 24V	2996	265	N52B30B	3	2005	2	2011
328i 24V	2996	254	N52NB30A	7	2005	11	2007
328i 24V	2996	254	N52B30A	7	2005	1	2011
130i 24V	2996	265	N52KB30		2006		2010
530i 24V	2996	286	N52KB30		2006		2010
Z4si ROADSTER 24V	2996	265	N52B30BF	1	2006	3	2006
630i 24V	2996	272	N53B30A	1	2006		
630i Cabrio 24V	2996	272	N53B30A	1	2006		
328xi 24V	2996	258	N52B30A	2	2006	9	2006
330i 24V	2996	258	N52B30A	2	2006	9	2006
330xi 24V	2996	258	N52B30A	2	2006	9	2006
530i 24V	2996	258	N52B30A	2	2006	9	2006
530xi 24V	2996	258	N52B30A	2	2006	9	2006
630i 24V	2996	258	N52B30A	2	2006	9	2006
630i Cabrio 24V	2996	258	N52B30A	2	2006	9	2006
130i 24V	2996	265	N52B30A	2	2006	9	2006
X5si 24V	2996	272	N52B30BF	2	2006	9	2008
X5si 24V	2996	272	N52B30AF	2	2006	9	2008
X5si 24V	2996	272	N52B30B	2	2006	9	2008
330i 24V	2996	258	N52B30B	3	2006	8	2007
330i 24V (DOHC)	2996	258	N52B30BF	3	2006	8	2007

	c.c.	(CV) (HP)				REFERENCIA JUEGO DE JUNTAS COLECTOR DE ADMISIÓN INTAKE MANIFOLD GASKET SET PART NUMBER			
				→	←				
	2996	272	N52B30B	1	2007	3	2010	 77004000	
									530i 24V
									530i 24V
									530i TOURING 24V
									530xi 24V
									530xi TOURING 24V
									325i CABRIO 24V
									528i 24V
									330 xi Cabrio 24V
									330i CABRIO 24V
									330i CABRIO 24V
									330i CABRIO 24V
									330xi Cabrio 24V
									630i 24V
									630i 24V
									630i 24V
									630i CABRIO 24V
									630i CABRIO 24V
									630i CABRIO 24V
									630i CABRIO 24V
									325i COUPE 24V
									528i xDrive 24V
									330i 24V
									330i 24V
									125i CABRIO 24V
									125i CABRIO 24V
									528xi 24V
									125i Coupe 24V
									125i Coupe 24V
									730i 24V
									325i xDrive 24V
									325i xDrive COUPE 24V
									325i xDrive TOURING 24V
									525i xDrive TOURING 24V
									330i xDrive 24V
									330i xDrive COUPE 24V
									330i xDrive TOURING 24V
									525i xDrive 24V
									530i xDrive 24V
									530i xDrive 24V
									530i xDrive TOURING 24V
									530i xDrive TOURING 24V
									X3 xDrive 30i 24v
									325i CABRIO 24V
									325i COUPE 24V
									325i xDrive COUPE 24V
									325i xDrive TOURING 24V
									525xi 24V
									Z4 sDrive ROADSTER 30i 24V
									Z4 sDrive ROADSTER 30i 24V
									530i 24V (F10) (DOHC)

	c.c.	(CV) (HP)				REFERENCIA JUEGO DE JUNTAS COLECTOR DE ADMISIÓN INTAKE MANIFOLD GASKET SET PART NUMBER		
				→	←			
34 530i 24V (F10) X1i 24V 328i xDrive 24V(E92 LCI) 730i 24V 730Li 24V 523i 24V 528i 24V 530i TOURING 24V (F11) 523i TOURING 24V 528i 24V 328i 24V 328i Coupe 24V 330 xi Cabrio 24V 330 xi Coupe 24V 330i 24V 330i Coupe 24V 330xi Coupe 24V 125i CABRIO 24V 125i CABRIO 24V 125i Coupe 24V 125i Coupe 24V 325i xDrive 24V 525i xDrive TOURING 24V 328i xDrive 24V(E92 LCI) 528i 24V 130i 24V 330i CABRIO 24V 330i CABRIO 24V 330i CABRIO 24V 530i 24V (F10) 530i 24V (F10) 530i TOURING 24V (F11) 730i 24V 730i 24V 730Li 24V Z4 sDrive ROADSTER 30i 24V Z4 sDrive ROADSTER 30i 24V 130i 24V 130i 24V 330i 24V 330i 24V 330i xDrive 24V 330i xDrive COUPE 24V 330i xDrive TOURING 24V 530i TOURING 24V 530i xDrive TOURING 24V 530i xDrive TOURING 24V 530xi TOURING 24V 630i 24V 630i CABRIO 24V (DOHC)	2996	258	N52B30BF	6	2009	2	2011	○ ○ ○
	2996	218	N52B30A	7	2009			
	2996	230	N51B30A	9	2009	2	2011	○ ○ ○
	2996	258	N52B30AF	9	2009	2	2011	
	2996	258	N52B30AF	9	2009	2	2011	77004000
	2996	204	N53B30A	3	2010			
	2996	258	N53B30A	3	2010			
	2996	258	N52B30AF	3	2010	2	2011	
	2996	204	N53B30A	9	2010			
	2996	243	N52B30A	9	2010	2	2011	
	2996	254	N52B30A	1	2011			
	2996	254	N52B30A	1	2011			
	2996	258	N52B30B	1	2011			
	2996	258	N52B30A	1	2011			
	2996	272	N52B30A	1	2011			
	2996	218	N52B30BF	2	2011	10	2013	
	2996	218	N52B30B	2	2011	10	2013	
	2996	218	N52B30BF	2	2011	10	2013	
	2996	218	N52B30B	2	2011	10	2013	
	2996	218	N53B30A	2	2011	12	2011	
	2996	218	N53B30A	2	2011			
	2996	230	N51B30A	2	2011			
	2996	243	N52B30A	2	2011	12	2011	
	2996	258	N52B30BF	2	2011	9	2012	
	2996	258	N52B30BF	2	2011	12	2013	
	2996	258	N52B30AF	2	2011	12	2013	
	2996	258	N52B30B	2	2011	12	2013	
	2996	258	N52B30AF	2	2011	6	2013	
	2996	258	N52B30BF	2	2011	6	2013	
	2996	258	N52B30AF	2	2011	5	2013	
	2996	258	N52B30AF	2	2011	6	2015	
	2996	258	N52B30BF	2	2011			
	2996	258	N52B30AF	2	2011	6	2015	
	2996	258	N52B30B	2	2011	8	2011	
	2996	258	N52B30BF	2	2011	8	2011	
	2996	265	N52B30B	2	2011	9	2012	
	2996	265	N52B30AF	2	2011	9	2012	
	2996	272	N52B30B	2	2011	12	2011	
	2996	272	N52B30BF	2	2011	12	2011	
	2996	272	N53B30A	2	2011	12	2011	
	2996	272	N53B30A	2	2011			
	2996	272	N53B30A	2	2011			
	2996	272	N52B30A	2	2011			
	2996	272	N52B30A	2	2011			
	2996	272	N53B30A	2	2011			
	2996	272	N52B30A	2	2011			
	2996	272	N52B30BF	2	2011			
	2996	272	N52B30BF	2	2011			

	c.c.	(CV) (HP)				REFERENCIA JUEGO DE JUNTAS COLECTOR DE ADMISIÓN INTAKE MANIFOLD GASKET SET PART NUMBER		
				→	←			
38 550i TOURING V8 32V 550i V8 32V 550i xDrive V8 32V X6 xDrive 50i V8 32V X5 M V8 32V X6 M V8 32V (DOHC)	4395 4395 4395 4395 4395 4395	449 449 449 449 575 575	N63B44B N63B44B N63B44B N63B44B S63B44B S63B44B	5 5 5 8 12 12	2013 2013 2013 2014 2014 2014	 77004000		
39 M5 V8 32V M6 CABRIO V8 32V M6 COUPE V8 32V M6 GRAN COUPE V8 32V (DOHC)	4395 4395 4395 4395	560 560 560 560	S63B44B S63B44B S63B44B S63B44B	9 3 7 3	2011 2012 2012 2013	10 6 10 1	2016 2018 2017 2019	 77027100

	c.c.	(CV) (HP)		 → ←		REFERENCIA JUEGO DE JUNTAS COLECTOR DE ADMISIÓN INTAKE MANIFOLD GASKET SET PART NUMBER

	C.C.	(CV) (HP)				REFERENCIA JUEGO DE JUNTAS COLECTOR DE ADMISIÓN INTAKE MANIFOLD GASKET SET PART NUMBER		
				→	←			
DIESEL MALIBU 16V (DOHC)	1	1956 160	LBS	4	2012		 77015000 (55580012, 850336) 77016100 (68093452AA, 71753077, 71754211)	
ALERO 16V COBALT 16V COBALT COUPE 16V COBALT LS 16V COBALT LT 16V COBALT LTZ 16V HHR 16V (DOHC) (No: <11144979)	2	2198 141 2198 147 2198 147 2198 147 2198 147 2198 147 2198 147	L61 L61 L61 L61 L61 L61 L61	12 4 4 4 1	2001 2004 2004 2005 2005 2006 2006	9 12 12 12 12	2004 2006 2008 2008 2007 2011	 77026900
ALERO 16V COBALT 16V COBALT COUPE 16V COBALT LS 16V COBALT LT 16V COBALT LTZ 16V HHR 16V (DOHC) (No: 11144980>)	3	2198 141 2198 147 2198 147 2198 147 2198 147 2198 147 2198 147	L61 L61 L61 L61 L61 L61 L61	12 4 4 4 1	2001 2004 2004 2005 2005 2006 2006	9 12 12 12 12	2004 2006 2008 2008 2007 2011	 77026900
CADILLAC CTS V6 24V CADILLAC CTS V6 24V CADILLAC SRX AWD V6 24V (DOHC)	4	2792 215 2792 211 2792 305	LP1 LP1 LAU	3 1 1	2005 2008 2009	9 12	2007 2009	 77048200
CADILLAC CTS AWD V6 24V CADILLAC CTS V6 24V CADILLAC CTS WAGON AWD V6 24V CADILLAC CTS WAGON V6 24V CADILLAC CTS AWD V6 24V CADILLAC CTS V6 24V CADILLAC CTS COUPE AWD V6 24V CADILLAC CTS COUPE V6 24V CADILLAC CTS WAGON AWD V6 24V CADILLAC CTS WAGON V6 24V (DOHC)	5	2997 276 2997 276 2997 276 2997 276 2997 273 2997 273 2997 276 2997 276 2997 276 2997 273 2997 273	LF1 LF1 LF1 LF1 LFW LFW LF1 LF1 LFW LFW LFW	1 1 1 1 9 9 9 1 1 7 7	2008 2008 2008 2008 2009 2009 2009 2010 2010 2014 2014	10 12 12 12 10 10 10 12 12 12	2013 2011 2011 2013 2013 2013 2013 2013	 77019600 (4819392, 12647263)
CADILLAC SRX AWD V6 24V CADILLAC SRX V6 24V BUICK ALLURE V6 24V BUICK LA CROSSE V6 24V GMC TERRAIN 4WD V6 24V GMC TERRAIN V6 24V EQUINOX AWD V6 24V EQUINOX V6 24V GMC TERRAIN V6 24V EQUINOX AWD V6 24V EQUINOX V6 24V GMC TERRAIN AWD V6 24V CAPTIVA SPORT AWD V6 24V CAPTIVA SPORT V6 24V CAPTIVA SPORT AWD V6 24V CAPTIVA SPORT V6 24V (DOHC)	6	2997 249 2997 268 2997 258 2997 258 2997 258 2997 268 2997 268 2997 268 2997 268 2997 268 2997 268 2997 268 2997 270 2997 270 2997 264 2997 264	LF1 LF1 LF1 LF1 LFW LFW LF1 LF1 LFW LFW LFW LFW LFW LFW LF1 LF1	1 1 9 9 9 9 9 9 9 9 9 9 1 1 1	2009 2009 2009 2009 2009 2009 2009 2009 2009 2010 2010 2010 2010 2010 2012 2012 2012	12 12 12 12 12 12 12 12 12 12 12 12 12 12 12 12	2016 2016 2010 2010 2010 2012 2012 2010 2010 2012 2012 2012 2015 2015	 77019600 (4819392, 12647263) 77024000 (12691199, 12735542, 12646459)
BUICK CENTURY V6 (OHV)	7	3136	LG8	3	2005	12	2005	 77056200
IMPALA V6 MONTE CARLO V6 MONTE CARLO V6 PONTIAC G6 FLEXFUEL V6 PONTIAC G6 V6 MALIBU V6 PONTIAC G6 V6 (OHV)	8	3510 214 3510 214 3510 214 3510 226 3510 226 3510 214 3510 226	LZE LZE LZ4 LZ4 LZ4 LZE LZE	9 9 9	2005 2005 2005 2007 2007 2009 2009	12 12 12	2011 2011 2007 2010 2010 2010 2010	 77056600 (89017867) 77056700 (19179756)
BUICK LA CROSSE V6 24V (DOHC)	9	3564	LLT	9	2013			 77019600 (4819392, 12647263)






	C.C.	(CV) (HP)				REFERENCIA JUEGO DE JUNTAS COLECTOR DE ADMISIÓN INTAKE MANIFOLD GASKET SET PART NUMBER		
				→	←			
16 ■ BUICK LESABRE V6 ■ BUICK PARK AVENUE V6 (OHV)	3791	204	L36	2005	2005	 77066800 (89017554)		
	3791	204	L36	2005	2005			
17 ■ PONTIAC GRAND PRIX V6 ■ IMPALA V6 ■ MONTE CARLO V6 ■ PONTIAC GRAND PRIX V6 ■ PONTIAC BONNEVILLE V6 (OHV)	3791	162	L32	2005	2007	 77066900 (19355655, MS006)		
	3791	203	L36(231CUV6)	2005	2005			
	3791	203	L36(231CUV6)	2005	2005			
	3791	203	L26(231CUV6)	2005	2008			
	3791	208	L36(231CUV6)	2005	2005			
18 ■ BUICK ALLURE V6 ■ BUICK LACROSSE V6 ■ BUICK LUCERNE V6 (OHV) (WITHOUT OVERSIZE VALVE STEM SEAL)	3791	203	L26(231CUV6)	9 2004	12 2009	 77066900 (19355655, MS006)		
	3791	203	L26(231CUV6)	9 2004	12 2009			
	3791	200	L26(231CUV6)	2006	2008			
	3791	200	L26(231CUV6)	2006	2008			
19 ■ IMPALA V6 ■ MONTE CARLO V6 ■ BUICK PARK AVENUE V6 (OHV)	3791	243	L67	2005	2005	 77067000		
	3791	243	L67	2005	2005			
	3791	243	L67	2005	2005			
20 ■ IMPALA V6 ■ PONTIAC G6 V6 ■ PONTIAC MONTANA AWD V6 ■ PONTIAC MONTANA V6 ■ MONTE CARLO V6 ■ IMPALA V6 ■ MALIBU V6 ■ UPLANDER AWD V6 ■ UPLANDER V6 ■ BUICK LUCERNE V6 ■ BUICK LUCERNE V6 ■ BUICK TERRAZA V6 ■ BUICK TERRAZA V6 ■ UPLANDER FLEXFUEL V6 ■ PONTIAC MONTANA FLEXFUEL V6 ■ IMPALA V6 ■ IMPALA FLEXFUEL V6 (OHV)	3880	237	LZ8	9 2005	12 2007	 77056600 (89017867)		
	3880	243	LZ9	9 2005	12 2009			
	3880	243	LZ9	9 2005	12 2009			
	3880	243	LZ9	9 2005	12 2009			
	3880	243	LZ9	9 2005	12 2009			
	3880	245	LZ9	9 2005	12 2006			
	3880	245	LZ9	1 2006	1 2011			
	3880	243	LZ9	4 2006	12 2007			
	3880	179	LZ9	9 2006	12 2009			
	3880	179	LZ9	9 2006	12 2009			
	3880	243	LZ9	9 2006	12 2007			
	3880	243	LGD	9 2006	12 2007			
	3880	243	LGD	9 2006	12 2007			
	3880	243	LZ9	9 2006	12 2007			
	3880	243	LGD	9 2006	12 2009			
	3880	243	LGD	9 2007	12 2008			
	3880	237	LZG	9 2008	12 2009			
	3880	230	LGD	1 2009	12 2011			
	21 ■ BUICK RAINIER 24V ■ BUICK RAINIER AWD 24V ■ TRAILBLAZER 24V ■ GMC ENVOY 24V ■ GMC ENVOY 4WD 24V ■ GMC ENVOY XL 24V ■ GMC ENVOY XL 4WD 24V ■ GMC ENVOY XUV 24V ■ GMC ENVOY XUV 4WD 24V ■ TRAILBLAZER 24V (DOHC)	4157	279	LL8(254CUL6)	9 2003		12 2007	 77061700
		4157	279	LL8(254CUL6)	9 2003		12 2007	
4157		273	LL8	2005	2005			
4157		290	LL8(254CUL6)	2005	2009			
4157		290	LL8(254CUL6)	2005	2009			
4157		290	LL8(254CUL6)	2005	2006			
4157		290	LL8(254CUL6)	2005	2006			
4157		290	LL8(254CUL6)	2005	2005			
4157		290	LL8(254CUL6)	2005	2005			
4157		290	LL8(254CUL6)	2005	2005			
4157		273	LL8	2006	2009			
22 ■ SILVERADO 1500 V8 16V ■ GMC SAVANA 2500 V8 16V ■ GMC SAVANA 3500 V8 16V ■ GMC SIERRA 1500 4WD V8 16V ■ GMC SIERRA 1500 V8 16V ■ SILVERADO 2500 V8 16V ■ EXPRESS CARGO V8 16V ■ EXPRESS 2500 V8 16V ■ EXPRESS 3500 V8 16V (OHV)	4811	299	LY2	9 2007	12 2009	 77056400		
	4811	283	L20	9 2009	2009			
	4811	283	L20	9 2009	2009			
	4811	306	L20	9 2009	12 2013			
	4811	306	L20	9 2009	12 2013			
	4811	280	L20	2010	2013			
	4811	280	L20	2011	2011			
	4811	280	L20	2016	2017			
	4811	280	L20	2016	2017			
	4811	280	L20	2016	2017			
23 ■ COLORADO 4WD V8 16V ■ COLORADO V8 16V (OHV)	5327	305	LH8	2009	2009	 77056400		
	5327	305	LH8	2009	2009			

 c.c. (CV) (HP)	 (CV) (HP)	 REFERENCIA JUEGO DE JUNTAS COLECTOR DE ADMISIÓN INTAKE MANIFOLD GASKET SET PART NUMBER	 1 2				
			→	←			
32 CORVETTE Z06 V8 16V CADILLAC CTS V8 16V CAMARO ZL1 V8 16V CORVETTE ZR1 V8 16V (OHV)	6162 660 6162 649 6162 660 6162 765	LT4 LT4 LT4 LT5	9 4 1 1	2014 2015 2017 2018	 77057000 (12687112) 77057200 (12679527)		
33 CORVETTE ZR1 V8 16V CADILLAC CTS V8 16V CAMARO CABRIO ZL1 V8 16V CAMARO ZL1 V8 16V (OHV)	6162 647 6162 564 6162 588 6162 588	LS9 LSA LSA LSA	9 1 9 9	2008 2009 2011 2011	12 4 4 4	2013 2015 2015 2015	 77058800
34 CADILLAC ESCALADE AWD V8 16V CADILLAC ESCALADE V8 16V CADILLAC ESCALADE AWD V8 16V CADILLAC ESCALADE AWD V8 16V CADILLAC ESCALADE V8 16V (OHV)	6162 409 6162 409 6162 409 6162 409 6162 409	L92 L92 L9H L94 L94	10 10	2006 2006 2009 2010 2010	12 12	2014 2014 2009 2014 2014	 77059100
35 CORVETTE V8 16V GMC YUKON 4WD V8 16V GMC YUKON V8 16V GMC YUKON XL 4WD V8 16V GMC SIERRA 1500 4WD V8 16V GMC SIERRA 1500 V8 16V GMC SIERRA 4WD V8 16V LUMINA CSV CR8 V8 16V PONTIAC G8 V8 16V CAMARO SS V8 16V CAMARO V8 16V CAMARO V8 16V GMC YUKON 4WD V8 16V GMC YUKON V8 16V GMC YUKON XL 4WD V8 16V GMC YUKON XL V8 16V CAMARO CABRIO V8 16V CHEYENNE 4WD V8 16V SS V8 16V (OHV)	6162 430 6162 385 6162 385 6162 385 6162 385 6162 409 6162 409 6162 409 6162 431 6162 408 6162 405 6162 405 6162 432 6162 409 6162 409 6162 409 6162 409 6162 409 6162 432 6162 426 6162 430	LS3(376CUV8) L92 L92 L92 L92 L92 L92 LS3(376CUV8) LS3(376CUV8) L99(376CUV8) L99(376CUV8) LS3(376CUV8) L94 L94 L94 L94 L94 LS3(376CUV8) L99(376CUV8) LS3(376CUV8)	3 9 9 9 9 9 9 4 9 9 9 9 9 9 9 9 1 9 9	2006 2006 2006 2006 2006 2007 2007 2008 2008 2009 2009 2009 2010 2010 2010 2010 2010 2010 2011 2013 2013	12 12 12 12 12 12 12 5 12 12 12 12 12 12 12 12 12 1 9 9	2015 2008 2008 2008 2008 2008 2010 2013 2009 2015 2015 2015 2014 2014 2014 2014 2014 2011 2013 2017	 77059200 (19256623, 89017839)
36 GMC SAVANA 2500 V8 16V GMC SAVANA 3500 V8 16V GMC SIERRA 2500HD 4WD V8 16V GMC SIERRA 2500HD V8 16V GMC SIERRA 3500HD 4WD V8 16V GMC SIERRA 3500HD V8 16V SILVERADO 2500HD 4WD V8 16V SILVERADO 2500HD V8 16V SILVERADO 3500HD AWD V8 16V SILVERADO 3500HD V8 16V EXPRESS 2500 V8 16V EXPRESS 3500 PASSENGER V8 16V EXPRESS 3500 V8 16V (OHV)	6564 407 6564 407 6564 407 6564 407 6564 407 6564 407 6564 407 6564 407 6564 407 6564 407 6564 407 6564 407 6564 407 6564 407 6564 407 6564 407 6564 407 6564 401 6564 401 6564 401	L8T L8T L8T L8T L8T L8T L8T L8T L8T L8T L8T L8T L8T L8T L8T L8T L8T L8T L8T	2 2 2 2 2 2 2 2 2 2 2 2 2 2 2 2 2 2 2 2	2019 2019 2019 2019 2019 2019 2019 2019 2019 2019 2019 2019 2019 2019 2019 2019 2019 2021 2021 2021	2022 2022 2022	 77056500	
37 DIESEL SILVERADO 2500HD 4WD V8 32V SILVERADO 2500HD V8 32V SILVERADO 3500HD 4WD V8 32V SILVERADO 3500HD V8 32V (OHV)	6599 364 6599 364 6599 364 6599 364	LBZ LBZ LBZ LBZ	9 9 9 9	2005 2005 2005 2005	12 12 12 12	2007 2007 2007 2007	 77060400
38 DIESEL EXPRESS 2500 V8 32V EXPRESS 3500 V8 32V EXPRESS 4500 V8 32V SILVERADO 2500HD 4WD V8 32V SILVERADO 2500HD V8 32V SILVERADO 2500HD 4WD V8 32V SILVERADO 2500HD V8 32V SILVERADO 3500HD 4WD V8 32V SILVERADO 3500HD V8 32V (OHV)	6599 253 6599 253 6599 253 6599 313 6599 313 6599 313 6599 370 6599 370 6599 370 6599 370	LMM LMM LMM LMM LMM LMM LMM LMM LMM LMM	2007 2007 2007 2007 2007 2007 2007 2007 2007	2010 2010 2010 2010 2010 2010 2010 2010 2010	 77060600		







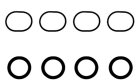


	C.C.	(CV) (HP)						REFERENCIA JUEGO DE JUNTAS COLECTOR DE ADMISIÓN
				→	←			INTAKE MANIFOLD GASKET SET PART NUMBER
YPSILON (SOHC/OHC)	1	875 86	312A2.000	5	2011			 77000700
DART 16V DART AERO 16V DART LIMITED 16V DART RALLYE 16V DART SXT 16V	2	1368 162 1368 162 1368 162 1368 162 1368 162	EAF EAF EAF EAF EAF	4 4 4 4 4	2012 2012 2012 2012 2012			 77000900
DELTA 16V DELTA 16V (DOHC)	3	1368 120 1368 140	198A4.000 198A7.000	8 8	2011 2011			 77000900
DIESEL DELTA 16V (DOHC)	4	1598 120	198A2.000	8	2011			 77015000 (55580012, 850336) 77016100 (68093452AA, 71753077, 71754211)
DIESEL DELTA 16V (DOHC)	5	1956 165	198A5.000	8	2011			 77015000 (55580012, 850336) 77016100 (68093452AA, 71753077, 71754211)
DIESEL 300 C V6 24V RAM 1500 PICKUP TD 4WD V6 24V RAM 1500 4WD V6 24V RAM 1500 V6 24V (DOHC)	6	2987 239 2987 243 2987 260 2987 260	EXF EXF EXH EXH	9 9	2011 2013 2020 2020		2022 2022	 77001400
VOYAGER V6 CARAVAN V6 GRAND VOYAGER V6 TOWN & COUNTRY V6 GRAND CARAVAN V6 VOYAGER IV V6 VOYAGER V6 CARAVAN V6 GRAND VOYAGER V6 TOWN & COUNTRY V6 GRAND CARAVAN C/V V6 GRAND CARAVAN SE V6 GRAND CARAVAN V6 CARAVAN V6 TOWN & COUNTRY V6 VOYAGER V6 VOYAGER V6 GRAND VOYAGER V V6 (OHV)	7	3301 174 3301 182 3301 182 3301 182 3301 180 3301 180 3301 174 3301 182 3301 182 3301 182 3301 178 3301 178 3301 178 3301 170 3301 170 3301 170 3301 177	EGA EGA EGA EGA EGM EGM EGA EGA EGA EGA EGV EGV EGV EGV EGV EGV EGV	1 1 1 1 4 9 1 1 1 1 6 6 6 6 1	2001 2001 2001 2001 2003 2003 2005 2005 2005 2005 2007 2007 2007 2008 2008 2008 2009	7 7 7 7 7 7 6 6 6 6 12 12 12 12 12	2003 2003 2003 2003 2007 2007 2007 2007 2007 2007 2008 2008 2008 2010	 77046800
GRAND CARAVAN C/V V6 GRAND CARAVAN EL V6 GRAND CARAVAN ES V6 GRAND CARAVAN SE V6 GRAND CARAVAN V6 VOYAGER V6 CARAVAN V6 GRAND VOYAGER V6 TOWN & COUNTRY V6 (OHV) (TAPA CULATA ACERO)	8	3301 182 3301 182 3301 182 3301 182 3301 182 3301 174 3301 182 3301 182 3301 182	EGA EGA EGA EGA EGA EGA EGA EGA EGA	9 9 9 9 9 7 7 7 7	2000 2000 2000 2000 2000 2003 2003 2003 2003	12 12 12 12 12 12 12 12 12	2006 2006 2006 2006 2006 2004 2004 2004 2004	 77046800
GRAND CARAVAN C/V V6 GRAND CARAVAN EL V6 GRAND CARAVAN ES V6 GRAND CARAVAN SE V6 GRAND CARAVAN V6 VOYAGER V6 CARAVAN V6 GRAND VOYAGER V6 TOWN & COUNTRY V6 VOYAGER IV FLEX FUEL V6 GRAND CARAVAN V6 (OHV) (TAPA CULATA PLASTICO)	9	3301 182 3301 182 3301 182 3301 182 3301 182 3301 174 3301 182 3301 182 3301 182 3301 180 3301 173	EGA EGA EGA EGA EGA EGA EGA EGA EGA EGM EGM	9 9 9 9 9 7 7 7 9 6	2000 2000 2000 2000 2000 2003 2003 2003 2003 2007	12 12 12 12 12 12 12 12 12 7	2006 2006 2006 2006 2006 2004 2004 2004 2007	 77046800

	C.C.	(CV) (HP)				REFERENCIA JUEGO DE JUNTAS COLECTOR DE ADMISIÓN INTAKE MANIFOLD GASKET SET PART NUMBER	
				→	←		
10 TOWN & COUNTRY EL V6 TOWN & COUNTRY EX V6 TOWN & COUNTRY LIMITED V6 TOWN & COUNTRY LX V6 TOWN & COUNTRY LXI V6 TOWN & COUNTRY V6 VOYAGER V6 TOWN & COUNTRY TOURING V6 PACIFICA V6 GRAND CARAVAN SXT V6 GRAND CARAVAN VAN V6 GRAND VOYAGER V V6 GRAND VOYAGER V V6 TOWN & COUNTRY LX V6 TOWN & COUNTRY TOURING V6 TOWN & COUNTRY WALTER S. V6 GRAND CARAVAN SXT V6 GRAND CARAVAN VAL. PACK. V6 GRAND CARAVAN SXT V6 (OHV)	3778	201	EGH	2002	2003	 77046800	
11 GRAND CARAVAN SXT V6 GRAND CARAVAN VAN V6 (OHV) (TAPA CULATA ACERO)	3778	209	EGH	9	12	2004	2004
12 GRAND CARAVAN SXT V6 GRAND CARAVAN VAN V6 (OHV) (TAPA CULATA PLASTICO)	3778	209	EGH	9	12	2004	2004
13 GRAND CARAVAN SXT V6 24V (SOHC/OHC)	3952	243	EGQ	6	12	2007	2010
14 ASPEN 4WD V8 16V 300 C V8 16V 300 S V8 16V ASPEN LIMITED V8 16V DURANGO V8 16V 300 C V8 16V CHALLENGER V8 16V DURANGO V8 16V CHARGER V8 16V CHARGER V8 16V DURANGO AWD V8 16V RAM 1500 V8 16V RAM 1500 V8 16V RAM 2500 V8 16V RAM 3500 V8 16V RAM 4000 V8 16V RAM 2500 V8 16V CHALLENGER COUPE V8 16V (OHV)	5654	335	EZE	2009	2009	 77045300	
15 300 C SRT8 V8 16V CHARGER SRT8 V8 16V MAGNUM SRT8 V8 16V CHALLENGER SRT8 V8 16V (OHV)	6059	425	ESF	9	12	2005	2010
16 CHALLENGER SRT DEMON V8 16V CHALLENGER SRT V8 16V CHALLENGER SRT HELLCAT V8 16V CHARGER SRT HELLCAT V8 16V CHALLENGER SRT REDEYE V8 16V CHARGER SRT V8 16V (OHV)	6166	851	ESD	9	2022	 77047500	
17 CHALLENGER SRT8 V8 16V CHALLENGER V8 16V (SOHC/OHC)	6417	471	ESH	8	2011	 77045300	

	c.c.	(CV) (HP)				REFERENCIA JUEGO DE JUNTAS COLECTOR DE ADMISIÓN INTAKE MANIFOLD GASKET SET PART NUMBER
				→	←	
<p>18</p> <ul style="list-style-type: none"> CHALLENGER SRT8 V8 16V CHARGER SRT8 V8 16V 300 SRT8 V8 16V 300 C V8 16V 300 C SRT8 V8 16V CHALLENGER COUPE SRT8 V8 16V CHALLENGER SRT8 V8 16V CHARGER SRT8 V8 16V CHALLENGER COUPE SRT8 V8 16V DURANGO SRT8 AWD V8 16V CHALLENGER V8 16V CHALLENGER V8 16V CHARGER V8 16V CHARGER V8 16V DURANGO V8 16V DURANGO V8 16V (OHV) 	<ul style="list-style-type: none"> ■ 6417 480 ■ 6417 480 ■ 6417 470 ■ 6417 472 ■ 6417 476 ■ 6417 477 ■ 6417 480 ■ 6417 480 ■ 6417 492 ■ 6417 480 ■ 6417 485 ■ 6417 485 ■ 6417 485 ■ 6417 485 ■ 6417 485 ■ 6417 485 ■ 6417 485 ■ 6417 485 	<ul style="list-style-type: none"> ESG ESG ESG ESG ESG ESG ESG ESG ESG ESG 392CID ESG ESG ESG 392CID 392CID ESG 	<ul style="list-style-type: none"> 1 2011 9 2011 9 2012 1 2012 1 2012 1 2012 9 2014 9 2014 9 2014 9 2014 9 2017 2022 2022 2022 2022 2022 2022 	2014	<div style="display: flex; flex-wrap: wrap; gap: 5px;"> <div style="border: 1px solid black; width: 20px; height: 20px; margin: 2px;"></div> <div style="border: 1px solid black; width: 20px; height: 20px; margin: 2px;"></div> <div style="border: 1px solid black; width: 20px; height: 20px; margin: 2px;"></div> <div style="border: 1px solid black; width: 20px; height: 20px; margin: 2px;"></div> </div> <p>77045300</p>	
<p>19</p> <ul style="list-style-type: none"> RAM 2500 V8 16V RAM 3500 V8 16V RAM 4500 V8 16V RAM 5500 V8 16V (SOHC/OHC) 	<ul style="list-style-type: none"> ■ 6417 416 ■ 6417 416 ■ 6417 416 ■ 6417 416 	<ul style="list-style-type: none"> ESA ESA ESA ESA 	<ul style="list-style-type: none"> 9 2013 9 2013 9 2013 9 2013 		<div style="display: flex; flex-wrap: wrap; gap: 5px;"> <div style="border: 1px solid black; width: 20px; height: 20px; margin: 2px;"></div> <div style="border: 1px solid black; width: 20px; height: 20px; margin: 2px;"></div> <div style="border: 1px solid black; width: 20px; height: 20px; margin: 2px;"></div> <div style="border: 1px solid black; width: 20px; height: 20px; margin: 2px;"></div> <div style="border: 1px solid black; width: 20px; height: 20px; margin: 2px;"></div> <div style="border: 1px solid black; width: 20px; height: 20px; margin: 2px;"></div> <div style="border: 1px solid black; width: 20px; height: 20px; margin: 2px;"></div> <div style="border: 1px solid black; width: 20px; height: 20px; margin: 2px;"></div> </div> <p>77047800</p>	
<p>20</p> <ul style="list-style-type: none"> RAM 3500 V8 16V (SOHC/OHC) 	<ul style="list-style-type: none"> ■ 6424 375 	<ul style="list-style-type: none"> ESB 	<ul style="list-style-type: none"> 9 2013 		<div style="display: flex; flex-wrap: wrap; gap: 5px;"> <div style="border: 1px solid black; width: 20px; height: 20px; margin: 2px;"></div> <div style="border: 1px solid black; width: 20px; height: 20px; margin: 2px;"></div> <div style="border: 1px solid black; width: 20px; height: 20px; margin: 2px;"></div> <div style="border: 1px solid black; width: 20px; height: 20px; margin: 2px;"></div> <div style="border: 1px solid black; width: 20px; height: 20px; margin: 2px;"></div> <div style="border: 1px solid black; width: 20px; height: 20px; margin: 2px;"></div> <div style="border: 1px solid black; width: 20px; height: 20px; margin: 2px;"></div> <div style="border: 1px solid black; width: 20px; height: 20px; margin: 2px;"></div> </div> <p>77047800</p>	

	c.c.	(CV) (HP)		  		REFERENCIA JUEGO DE JUNTAS COLECTOR DE ADMISIÓN INTAKE MANIFOLD GASKET SET PART NUMBER

	c.c.	(CV) (HP)				REFERENCIA JUEGO DE JUNTAS COLECTOR DE ADMISIÓN INTAKE MANIFOLD GASKET SET PART NUMBER
				→	←	
DIESEL 8 XSARA PICASSO HDI 16V C4 HDI 16V C4 HDI 16V XSARA PICASSO HDI 16V C5 HDI 16V C5 II 16V C4 COUPE HDI 16V C4 I HDI 16V C3 HDI 16V C3 II HDI 16V BERLINGO HDI 16V C2 HDI 16V C3 II HDI 16V C4 GRAND PICASSO HDI 16V C4 GRAND PICASSO HDI 16V JUMPY III HDI 16V C4 PICASSO HDI 16V C5 HDI 16V C5 II HDI 16V C5 II TOURER HDI 16V BERLINGO HDI 16V BERLINGO HDI 16V BERLINGO HDI 16V BERLINGO HDI 16V BERLINGO HDI 16V BERLINGO HDI 16V BERLINGO HDI 16V C4 PICASSO HDI 16V C3 PICASSO HDI 16V C3 PICASSO HDI 16V BERLINGO HDI 16V C3 HDI 16V C3 PICASSO HDI 16V BERLINGO HDI 16V BERLINGO HDI 16V (DOHC)	1560 109 1560 104 1560 104 1560 109 1560 104 1560 109 1560 90 1560 90 1560 104 1560 109 1560 75 1560 109 1560 90 1560 109 1560 109 1560 90 1560 109 1560 109 1560 90 1560 109 1560 109 1560 109 1560 90 1560 90 1560 109 1560 90 1560 90 1560 109 1560 90 1560 109 1560 112 1560 90 1560 90 1560 90 1560 92 1560 75 1560 90	DV6TED4(9HZ) DV6TED4(9HY) DV6TED4(9HZ) DV6TED4(9HY) DV6TED4(9HZ) DV6ATED4(9HX) DV6ATED4(9HX) DV6ATED4(9HX) DV6ATED4(9HZ) DV6BTED4(9HW) DV6TED4(9HZ) DV6ATED4(9H02) DV6TED4(9HY) DV6TED4(9HZ) DV6ATED4(9HU) DV6TED4(9HZ) DV6TED4(9H01) DV6TED4(9HZ) DV6ATED4(9HZ) DV6ATED4(9HZ) DV6BUTED4(9H03) DV6B(9HT) DV6TED4(9H01) DV6ATED4(9HX) DV6AUTED4(9H03) DV6TED4BU(9HS) DV6TED4(9HY) DV6TED4(9H01) DV6ATED4(9H02) DV6TED4(9H04) DV6ATED4(9H02) DV6ATED4(9H01) DV6BTED4(9HT) DV6ATED4(9HX)	1999 2004 2004 2004 2004 2004 5 9 9 11 11 2 7 9 10 10 10 1 2 2 2 2 2 4 4 4 4 4 4 4 5 2 2 9 11 7 2 2	2004 2004 2004 2004 2004 2005 2005 2005 2005 2006 2006 2006 2007 2007 2008 2008 2008 2008 2008 2008 2008 2008 2008 2008 2008 2009 2009 2009 2009 2010 2010 2012 2012	 77015200	
	XSARA PICASSO SAXO 9	1587 95 1587 101	TU5JP(NFV) TU5JP(NFT)	12 2	1999 2001	 77013200
		10 BERLINGO 16V BERLINGO 16V C3 16V C3 16V C3 PLURIEL 16V C2 16V XSARA 16V C4 16V XSARA PICASSO 16V XSARA PICASSO 16V (DOHC) (No.<2336722)	1587 110 1587 110 1587 110 1587 110 1587 109 1587 109 1587 109 1587 110 1587 109 1587 109 1587 110 1587 109 1587 109	TU5JP4(NFU) TU5JP4(N6A) TU5JP4(NFU) TU5JP4(N6A) TU5JP4(NFU) TU5JP4(NFU) TU5JP4(NFU) TU5JP4(NFU) TU5JP4(NFU) TU5JP4(NFU) TU5JP4(N6A) TU5JP4(N6A)	10 10 2002 2002 5 9 1 11 9 9	2000 2000 2002 2002 2003 2003 2004 2004 2005 2005

	c.c.	(CV) (HP)				REFERENCIA JUEGO DE JUNTAS COLECTOR DE ADMISIÓN INTAKE MANIFOLD GASKET SET PART NUMBER
				→	←	
DIESEL BX 19 BX 19 BX 19 C25 ZX ZX TD XANTIA XANTIA TD	15	1905 65/71	XUD9(D9A)	1983	1994	 77028700
		1905 65/71	XUD9(D9B)	1983	1994	
		1905 65/71	XUD9(D9JZ)	1983	1994	
		1905 71	XUD9(D9B)	1988	1994	
		1905 71	XUD9	1991	1998	
		1905 92	XUD9TE	1992	1994	
		1905 69	XUD9	1993	1998	
		1905 92	XUD9TE	1993	1994	
		1905 75	XUD9SD(DHW)	1994	2001	
		1905 90	XUD9TE(DHY)	1994	2001	
		1905 90/75	XUD9TF(D8B)	1994	2001	
		1905 90	XUD9TF(D8B)	3	4	
		1905 90/92	XUD9TE(D8C)	7	10	
		1905 90	XUD9TF(D8B)	11	7	
		1905 69	XUD9A(D9B)	1995	1999	
		1905 69	XUD9A	1995	1999	
		1905 69	XUD9A(D9B)	1995	1999	
		1905 69	XUD9A	1995	1999	
		1905 90	XUD9TF(D8B)	1995		
		1905 90	XUD9TF(D8B)	1995		
		1905 90	XUD9TF(D8B)	10	8	
		1905 69	XUD9(DJY)	7	10	
		1905 69	XUD9(D9B)	7	10	
		1905 69	XUD9(DJY)	1997	9	
		1905 69	XUD9(DHV)	1997	9	
		1905 75	XUD9BSD(DHW)	2	1998 5	
		1905 90	XUD9TE(DHX)	2	1998 9	
		1905 90	XUD9TE(DHY)	2	1998 9	
DIESEL EVASION (SOHC/OHC)	16	1905 90	XUD9TF/BTF(DHX)	11	1994 7	 77028700
DIESEL C4 HDI 16V C4 PICASSO I HDI 16V C5 III HDI 16V C4 COUPE HDI 16V C4 I HDI 16V (DOHC)	17	1997 136	DW10BTED4(RHR)	11	2004	 77000400
		1997 136	DW10BTED4(RHF)	2	2007	
		1997 136	DW10BTED4(RHF)	2	2008	
		1997 140	DW10BTED4(RHF)	7	2008	
		1997 140	DW10BTED4(RHF)	7	2008	
DIESEL C5 16V	18	2179 204	DW12C(4HL)	7	2010	 77000400
DIESEL C5 II HDI 16V C5 II HDI 16V C6 HDI 16V C6 HDI 16V C8 HDI 16V C8 HDI 16V C-CROSSER HDI 16V C-CROSSER HDI 16V C8 HDI 16V C5 II HDI 16V C5 HDI 16V C-CROSSER ENTERPRISE HDI 16V (DOHC)	19	2179 163	DW12BTED4(4HP)	5	2006	 77000400
		2179 163	DW12BTED4(4HR)	5	2006	
		2179 163	DW12BTED4(4HP)	6	2006	
		2179 170	DW12BTED4(4HT)	6	2006	
		2179 170	DW12BTED4(4H01)	6	2006	
		2179 156	DW12MTED4(4HN)	2	2007	
		2179 156	DW12ME5(4HK)	2	2007	
		2179 163	DW12BTED4(4HP)	6	2007	
		2179 170	DW12BTED4(4HT)	12	2007	
		2179 170	DW12BTED4(4H01)	2	2008	
		2179 156	DW12MTED4(HHN)	1	2009	
DIESEL JUMPER III HDI 16V JUMPER III HDI 16V JUMPER III HDI 16V JUMPER BUS HDI 16V JUMPER COMBI HDI 16V JUMPER HDI 16V JUMPER BUS HDI 16V JUMPER COMBI HDI 16V JUMPER HDI 16V JUMPER BUS HDI 16V JUMPER COMBI HDI 16V JUMPER HDI 16V JUMPER BUS HDI 16V JUMPER COMBI HDI 16V JUMPER HDI 16V (DOHC)	20	2198 101	22DT(4HV)	4	2006	 77027900
		2198 120	22DT(4HU)	4	2006	
		2198 130	22CT(4HM)	2	2007	
		2198 110	P22DTE(4HG)	7	2011	
		2198 110	P22DTE(4HG)	7	2011	
		2198 110	P22DTE(4HG)	7	2011	
		2198 130	P22DTE(4HH)	7	2011	
		2198 130	P22DTE(4HH)	7	2011	
		2198 130	P22DTE(4HH)	7	2011	
		2198 150	P22DTE(4HJ)	7	2011	
		2198 150	P22DTE(4HJ)	7	2011	
		2198 150	P22DTE(4HJ)	7	2011	
		2198 150	P22DTE(4HJ)	7	2011	
		2198 150	P22DTE(4HJ)	7	2011	

	C.C.	(CV) (HP)				REFERENCIA JUEGO DE JUNTAS COLECTOR DE ADMISIÓN INTAKE MANIFOLD GASKET SET PART NUMBER		
				→	←			
DART 16V DART AERO 16V DART LIMITED 16V DART RALLYE 16V DART SXT 16V	1368 1368 1368 1368 1368	162 162 162 162 162	EAF EAF EAF EAF EAF	4 4 4 4 4	2012 2012 2012 2012 2012		 77000900	
DIESEL RAM 1500 PICKUP TD 4WD V6 24V RAM 1500 4WD V6 24V RAM 1500 V6 24V (DOHC)	2987 2987 2987	243 260 260	EXF EXH EXH	9	2013 2020 2020	2022 2022	 77001400	
CARAVAN III V6 CARAVAN V6 VOYAGER V6 CARAVAN V6 CARAVAN V6 GRAND VOYAGER V6 TOWN & COUNTRY V6 GRAND CARAVAN V6 GRAND CARAVAN C/V V6 GRAND CARAVAN SE V6 GRAND CARAVAN V6 CARAVAN V6 (OHV)	3301 3301 3301 3301 3301 3301 3301 3301 3301 3301 3301 3301 3301 3301	182 179 174 179 182 182 182 173 178 178 178 178 170	EGA EGM EGA EGM EGA EGA EGA EGM EGV EGV EGV EGV	1 4 1 1 1 1 1 6 6 6 6 6	2001 2001 2005 2005 2005 2005 2005 2007 2007 2007 2007 2007 2008	7 12 6 5 6 6 6 12 12 12 12	2003 2004 2007 2007 2007 2007 2007 2008 2008 2008 2008 2008	 77046800
GRAND CARAVAN C/V V6 GRAND CARAVAN EL V6 GRAND CARAVAN ES V6 GRAND CARAVAN SE V6 GRAND CARAVAN V6 CARAVAN V6 (OHV) (TAPA CULATA ACERO)	3301 3301 3301 3301 3301 3301	182 182 182 182 182 182	EGA EGA EGA EGA EGA EGA	9 9 9 9 9 7	2000 2000 2000 2000 2000 2003	12 12 12 12 12 12	2006 2006 2006 2006 2006 2004	 77046800
GRAND CARAVAN C/V V6 GRAND CARAVAN EL V6 GRAND CARAVAN ES V6 GRAND CARAVAN SE V6 GRAND CARAVAN V6 CARAVAN V6 (OHV) (TAPA CULATA PLASTICO)	3301 3301 3301 3301 3301 3301	182 182 182 182 182 182	EGA EGA EGA EGA EGA EGA	9 9 9 9 9 7	2000 2000 2000 2000 2000 2003	12 12 12 12 12 12	2006 2006 2006 2006 2006 2004	 77046800
CARAVAN AWD V6 CARAVAN V6 CARAVAN AWD V6 CARAVAN V6 CARAVAN AWD V6 CARAVAN V6 CARAVAN AWD V6 CARAVAN V6 GRAND CARAVAN V6 GRAND CARAVAN SXT V6 GRAND CARAVAN VAL. PACK. V6 GRAND CARAVAN SXT V6 (OHV)	3778 3778 3778 3778 3778 3778 3778 3778 3778 3778 3778 3778	209 209 218 218 209 209 218 218 201 201 201 193	EGH EGH EGH EGH EGH EGH EGH EGH EGH EGH EGL	1 1 1 1 1 1 1 6	2001 2001 2001 2001 2005 2005 2005 2007 2008 2008 2009	12 12 12 12 6 6 6 6 2008 2008 2009	2003 2003 2003 2003 2007 2007 2007 2007 2010	 77046800
CARAVAN AWD V6 CARAVAN V6 CARAVAN AWD V6 CARAVAN V6 GRAND CARAVAN SXT V6 GRAND CARAVAN VAN V6 (OHV) (TAPA CULATA ACERO)	3778 3778 3778 3778 3778 3778	209 209 218 218 209 209	EGH EGH EGH EGH EGH EGH	1 1 1 1 9 9	2004 2004 2004 2004 2004 2004	12 12 12 12 12 12	2004 2004 2004 2004 2006 2006	 77046800
CARAVAN AWD V6 CARAVAN V6 CARAVAN AWD V6 CARAVAN V6 GRAND CARAVAN SXT V6 GRAND CARAVAN VAN V6 (OHV) (TAPA CULATA PLASTICO)	3778 3778 3778 3778 3778 3778	209 209 218 218 209 209	EGH EGH EGH EGH EGH EGH	1 1 1 1 9 9	2004 2004 2004 2004 2004 2004	12 12 12 12 12 12	2004 2004 2004 2004 2006 2006	 77046800
GRAND CARAVAN SXT V6 24V (SOHC/OHC)	3952	243	EGQ	6	2007	12	2010	 77022700 (4663852, 7B0133717A) 77023500 (4663958, 7B0253039)

	c.c.	(CV) (HP)				REFERENCIA JUEGO DE JUNTAS COLECTOR DE ADMISIÓN INTAKE MANIFOLD GASKET SET PART NUMBER																											
				→	←																												
10 ASPEN 4WD V8 16V 300 C V8 16V 300 S V8 16V ASPEN LIMITED V8 16V DURANGO V8 16V 300 C V8 16V CHALLENGER V8 16V DURANGO V8 16V CHARGER V8 16V CHARGER V8 16V DURANGO AWD V8 16V RAM 1500 V8 16V RAM 1500 V8 16V RAM 2500 V8 16V RAM 3500 V8 16V RAM 4000 V8 16V RAM 2500 V8 16V CHALLENGER V8 16V (OHV)	5654 5654	335 335 335 335 340 362 364 364 375 375 390 396 396 389 389 389 389 375	EZE EZH EZH EZH EZD EZD EZH EZH EZD EZE EZD EZH EZC EZE EZE EZE EZE EZE EZE EZE EZE	2009 2009	2009 2009 2009 2009 2009 2009 2009 2009 2009 2009 2009 2009 2009 2018 2018 2018 2018 2018 2018 2018 2018 2020	 77045300																											
							11 300 C SRT8 V8 16V CHARGER SRT8 V8 16V MAGNUM SRT8 V8 16V CHALLENGER SRT8 V8 16V (OHV)	6059 6059 6059 6059	425 431 431 431	ESF ESF ESF ESF	2005 2005 2005 2007	2010 2010 2008	 77045600																				
														12 CHALLENGER SRT DEMON V8 16V CHALLENGER SRT V8 16V CHALLENGER SRT HELLCAT V8 16V CHARGER SRT HELLCAT V8 16V CHALLENGER SRT REDEYE V8 16V CHARGER SRT V8 16V (OHV)	6166 6166 6166 6166 6166 6166	851 797 717 717 797 797	ESD ESJ ESD ESD ESD ESJ	2017 2019 2019 2019 2019 2021	2022 2022	 77047500													
																					13 CHALLENGER SRT8 V8 16V CHALLENGER V8 16V (SOHC/OHC)	6417 6417	471 490	ESH ESH	2011 2014	 77045300							
																											14 CHALLENGER SRT8 V8 16V CHARGER SRT8 V8 16V 300 SRT8 V8 16V 300 C V8 16V 300 C SRT8 V8 16V CHALLENGER COUPE SRT8 V8 16V CHALLENGER SRT8 V8 16V CHARGER SRT8 V8 16V CHALLENGER COUPE SRT8 V8 16V DURANGO SRT8 AWD V8 16V CHALLENGER V8 16V CHALLENGER V8 16V CHARGER V8 16V CHARGER V8 16V DURANGO V8 16V DURANGO V8 16V (OHV)	6417 6417 6417 6417 6417 6417 6417 6417 6417 6417 6417 6417 6417 6417 6417 6417	480 480 470 472 476 477 480 480 480 480 480 480 485 485 485 485 485 485 485 485	ESG ESG ESG ESG ESG ESG ESG ESG ESG ESG ESG ESG ESG ESG ESG ESG ESG ESG ESG ESG	2011 2011 2012 2012 2012 2012 2012 2014 2014 2014 2014 2017 2022 2022 2022 2022 2022 2022 2022 2022 2022	2014	 77045300
																					15 RAM 2500 V8 16V RAM 3500 V8 16V RAM 4500 V8 16V RAM 5500 V8 16V (SOHC/OHC)	6417 6417 6417 6417	416 416 416 416	ESA ESA ESA ESA	2013 2013 2013 2013	 77047800							




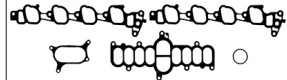


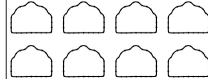





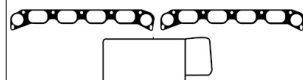

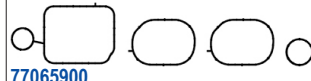
	C.C.	(CV) (HP)				REFERENCIA JUEGO DE JUNTAS COLECTOR DE ADMISIÓN INTAKE MANIFOLD GASKET SET PART NUMBER		
				→	←			
9 PANDA 16V PALIO 16V IDEA 16V IDEA 16V PALIO 16V CINQUECENTO 500 16V BRAVO 16V 500 MULTIAIR 16V 500 FLEX 16V 500C FLEX 16V 500L 16V (DOHC)	1368	100	169A3.000	6	2003	4	2006	 77005300
	1368	95	834A1.000	12	2003	4	2006	
	1368	95	192B2.000	5	2006			
	1368	90	192B2.000	5	2006			
	1368	95	834A1.000	5	2006			
	1368	100	169A3.000		2007			
	1368	95	192B2.000		2007			
	1368	105	169A3.000	8	2011			
	1368	107	169A3.000	8	2011			
	1368	107	169A3.000	8	2011			
	1368	95	843A1.000	9	2012			
	10 500L 16V 124 SPIDER 16V 500X 16V 500X 16V	1368	160	EAM		2014	12	
1368		160	EAM		2015	12	2020	
1368		160	EAM		2015		2017	
1368		160	EAM	1	2018			
11 124 SPIDER 16V 124 SPIDER ABARTH 16V (DOHC)	1368	140	55253268	3	2016			 77018200
	1368	170	55253268	3	2016			
12 GRAND SIENA EXTRA EU PALIO 2V EXTRA EU SIENA EXTRA EU UNO UNO BIPOWER PALIO WEEKEND FLEX 500 FLEX PALIO FLEX NUOVA PUNTO GRAND SIENA UNO FLEX PUNTO GRAND SIENA TETRAFUEL SIENA TETRAFUEL SIENA PALIO FIORINO 500C FLEX PALIO FLEX QUBO FLEX (SOHC/OHC)	1368	80	327A.011	1	2002	12	2012	 77018800
	1368	80	327A.011	1	2002	12	2011	
	1368	80	327A.011	1	2002	12	2012	
	1368	86	327A.011	5	2010			
	1368	86	327A.011	5	2010	10	2014	
	1368	86	327A.011	8	2010			
	1368	88	327A.011	8	2011			
	1368	86	327A.011	11	2011			
	1368	70	327A.011	1	2012			
	1368	87	327A.011	1	2012			
	1368	88	327A.011	2	2012			
	1368	87	327A.011	3	2012			
	1368	88	327A.011	3	2012	12	2016	
	1368	88	327A.011	3	2012	12	2016	
	1368	87	327A.011	1	2013			
	1368	85	327A.011	3	2013			
	1368	88	327A.011	11	2013			
	1368	88	327A.011	7	2014	12	2015	
	1368	88	327A.011	3	2015			
	1368	88	327A.011	1	2016			
13 DIESEL SCUDO JTD 16V (DOHC)	1560	90	9HU		2007			 77015200
14 DIESEL SCUDO JTD SCUDO JTD SCUDO COMBI D MULTIJET SCUDO COMBI D MULTIJET SCUDO D MULTIJET SCUDO D MULTIJET (DOHC) (EURO 4)	1560	90	DV6UC(9HM)	1	2007			 77015200
	1560	90	DV6UC(9H07)	1	2007			
	1560	90	DV6UC(9HM)	2	2011			
	1560	90	DV6UC(9H07)	2	2011			
	1560	90	DV6UC(9HM)	2	2011			
	1560	90	DV6UC(9H07)	2	2011			
15 DIESEL SCUDO JTD SCUDO JTD SCUDO COMBI D MULTIJET SCUDO COMBI D MULTIJET SCUDO D MULTIJET SCUDO D MULTIJET (DOHC) (EURO 5)	1560	90	DV6UC(9HM)	1	2007			 77015200
	1560	90	DV6UC(9H07)	1	2007			
	1560	90	DV6UC(9HM)	2	2011			
	1560	90	DV6UC(9H07)	2	2011			
	1560	90	DV6UC(9HM)	2	2011			
	1560	90	DV6UC(9H07)	2	2011			
16 STRADA 16V PUNTO 16V ALBEA 16V IDEA 16V SIENA 16V PALIO WEEKEND 16V GRANDE PUNTO 16V LINEA 16V PALIO 16V GRAND SIENA 16V	1598	117	310A5.011	9	2009			 77033100
	1598	117	310A5.011	7	2010			
	1598	117	310A5.011	8	2010			
	1598	117	310A5.011	8	2010			
	1598	117	310A5.011	8	2010			
	1598	117	310A5.011	11	2010			
	1598	117	310A5.011	2	2011			
	1598	110	310A5.011	10	2011			
	1598	117	310A5.011	11	2011			
	1598	117	310A5.011	10	2012			






	c.c.	(CV) (HP)					REFERENCIA JUEGO DE JUNTAS COLECTOR DE ADMISIÓN	
				→	←		INTAKE MANIFOLD GASKET SET PART NUMBER	
DIESEL 17 IDEA JTD 16V BRAVO JTD 16V BRAVO JTD 16V BRAVO II D MULTIJET 16V BRAVO II 16V GRANDE PUNTO D 16V PUNTO D 16V BRAVO II D MULTIJET 16V IDEA D MULTIJET 16V LINEA D 16V PUNTO EVO JTD 16V DOBLÒ CARGO JTD 16V DOBLÒ COMBI CROSS 16V DOBLÒ CROSS D MULTIJET 16V DOBLÒ CROSS D MULTIJET 16V DOBLÒ D MULTIJET 16V DOBLÒ JTD 16V DOBLÒ 16V DOBLÒ CARGO 16V DOBLÒ CROSS D MULTIJET 16V DOBLÒ D MULTIJET 16V DOBLÒ 16V DOBLÒ D MULTIJET 16V 500L 16V 500L D MULTIJET 16V 500L D MULTIJET 16V (DOHC)	1598	120	350A2.000	2003		12	2010	 77015000 (55580012, 850336)
DIESEL 18 500L D MULTIJET 16V (DOHC) (EURO 5)	1598	120	55280444	9	2013			 77016100 (68093452AA, 71753077, 71754211)
DIESEL 19 500L D MULTIJET 16V (DOHC) (EURO 6)	1598	120	55280444	9	2013			 77016100 (68093452AA, 71753077, 71754211)
DIESEL 20 DUCATO DUCATO DUCATO TD DUCATO TD ULYSSE TD ULYSSE TD SCUODO SCUODO TD SCUODO TD	1905	68	DJY	1994	2001	8		 77028700
DIESEL 21 SEDICI D 16V SEDICI D 4x4 16V BRAVO II D 16V BRAVO II D 16V BRAVO JTD 16V DOBLÒ CARGO JTD 16V DOBLÒ JTD 16V DUCATO COMBI D 16V DUCATO D 16V DUCATO D 16V FREEMONT 16V FREEMONT 16V (DOHC)	1956	135	D20AA	6	2006			 77015000 (55580012, 850336)
DIESEL 22 TORO D 16V (DOHC)	1956	170	55263088	1	2016			 77016100 (68093452AA, 71753077, 71754211)
DIESEL 23 500X D MULTIJET 4x4 16V (DOHC) (AUTOMATIC)	1956	136	55283099	9	2014			 77016100 (68093452AA, 71753077, 71754211)
DIESEL 24 500X D MULTIJET 4x4 16V (DOHC) (MANUAL)	1956	136	55283099	9	2014			 77016100 (68093452AA, 71753077, 71754211)
DIESEL 25 ULYSSE TD 16V ULYSSE TD 16V ULYSSE JTD 16V ULYSSE JTD 16V ULYSSE D MULTIJET 16V ULYSSE JTD 16V (DOHC)	2179	130	4H01	2001	2011	6	2011	 77000400

	c.c.	(CV) (HP)				REFERENCIA JUEGO DE JUNTAS COLECTOR DE ADMISIÓN INTAKE MANIFOLD GASKET SET PART NUMBER
				→	←	
DIESEL DUCATO JTD 16V (DOHC)	2179	100	4HV	2006		○ ○ ○ ○ ○ ○ ○ ○ ○ ○ 77027900
CROMA 16V (DOHC)	2198	147	194A1.000	6	2005	○ ○ ○ ○ 77026900






	c.c.	(CV) (HP)				REFERENCIA JUEGO DE JUNTAS COLECTOR DE ADMISIÓN INTAKE MANIFOLD GASKET SET PART NUMBER	
				→	←		
DIESEL MONDEO TDCI 16V MONDEO III DI 16V MONDEO TDCI 16V MONDEO TDCI 16V MONDEO III DI 16V MONDEO III DI 16V MONDEO DI 16V MONDEO III TDCI 16V MONDEO TDCI 16V TRANSIT TOURNEO FWD 16V TRANSIT TOURNEO RWD 16V MONDEO DI 16V MONDEO III TDCI 16V MONDEO TDCI 16V MONDEO TDCI 16V MONDEO TDCI 16V MONDEO TDCI 16V MONDEO TDCI 16V MONDEO DI 16V MONDEO DI 16V (AUTOMATIC) MONDEO DI 16V (MANUAL) MONDEO DI 16V MONDEO TDCI 16V (DOHC)	6	1998 115	HJBA	10	2000 5	2002	 77027900
		1998 115	D6BA	11	2000 5	2002	
		1998 115	HJBB	11	2000 5	2002	
		1998 115	HJBC	11	2000 5	2002	
		1998 90	SDBA	11	2000 5	2002	
		1998 90	D5BA	11	2000 5	2002	
		1998 130	N7BA	10	2001 5	2002	
		1998 130	N7BB	10	2001 5	2002	
		1998 130	FMBA	10	2001 5	2002	
		1998 101	ABFA	5	2002 3	2005	
		1998 101	ABFA	5	2002 3	2005	
		1998 130	DURATORQ	5	2002		
		1998 130	N7BB	5	2002 3	2007	
		1998 115	HJBA	6	2002		
		1998 115	HJBB	6	2002		
		1998 115	HJBC	6	2002		
		1998 90	D5BA	6	2002		
		1998 90	SDBA	6	2002		
		1998 115	DURATORQ	9	2002 8	2007	
		1998 115	DURATORQ	9	2002		
		1998 115	DURATORQ	9	2002		
		1998 125	DURATORQ	9	2003 6	2005	
		1998 90	DURATORQ	9	2003 8	2007	
		DIESEL GALAXY 16V GALAXY 16V MONDEO TDCI 16V S-MAX 16V GALAXY 16V MONDEO IV TDCI 16V MONDEO IV TURNIER TDCI 16V S-MAX 16V (DOHC)	7	2179 175	Q4BA	3	
2179 175	Q4WA			3	2008		
2179 175	Q4BA			3	2008		
2179 175	Q4WA			3	2008		
2179 200	KNWA			7	2010		
2179 200	KNBA			7	2010		
2179 200	KNBA			7	2010		
2179 200	KNWA			7	2010		
DIESEL MONDEO III 16V MONDEO III 16V MONDEO III KOMBI 16V MONDEO III KOMBI 16V MONDEO III DI 16V MONDEO III DI 16V MONDEO III DI 16V TRANSIT COMBI TDCI 16V TRANSIT COMBI TDCI 16V TRANSIT COMBI TDCI 16V TRANSIT TDCI 16V TRANSIT TDCI 16V TRANSIT TDCI 16V TRANSIT TOURNEO TDCI 16V TRANSIT COMBI TDCI 16V TRANSIT TDCI 16V (DOHC)	8	2198 150	QJBC	9	2004 8	2007	 77027900
		2198 150	QJBD	9	2004 8	2007	
		2198 150	QJBC	9	2004 8	2007	
		2198 150	QJBD	9	2004 8	2007	
		2198 155	QJBA	9	2004 8	2007	
		2198 155	QJBB	9	2004 8	2007	
		2198 140	UHFC	10	2007		
		2198 140	UHFA	10	2007		
		2198 140	UHFB	10	2007		
		2198 140	UHFB	10	2007		
		2198 140	UHFA	10	2007		
		2198 140	UHFC	10	2007		
		2198 140	UHFC	10	2007 8	2014	
		2198 115	SRFA	10	2008		
		2198 115	SRFA	10	2008		
		DIESEL TRANSIT DI 16V TRANSIT DI COMBI 16V TRANSIT DI 16V (DOHC)	9	2402 90	D2FB	1	
2402 90	D2FB			1	2000 5	2006	
2402 90	D2FE			10	2001 3	2006	
MERCURY MILAN 16V LINCOLN MKZ 16V (DOHC)	10	2488	152CID		2010	2011	 77078400
		2488	152CID		2010	2011	
MAVERICK V6 24V (DOHC)	11	2967 197	AJ	2	2001		 77059800 (3044595, 3955948, AJ0313655, AJ0320661A, XF2E9F670AA, XF2Z9F670AA, YF1E9E936AC, YF1Z9E936AA)
F-150 V6 24V TRANSIT-150 V6 24V TRANSIT-250 V6 24V TRANSIT-350 HD V6 24V TRANSIT-350 V6 24V (DOHC)	12	3496 370	35PDTD	10	2014		 77049700
		3496 310	35PDTD	1	2018		
		3496 310	35PDTD	1	2018		
		3496 310	35PDTD	1	2018		
		3496 310	35PDTD	1	2018		

	c.c.	(CV) (HP)				REFERENCIA JUEGO DE JUNTAS COLECTOR DE ADMISIÓN INTAKE MANIFOLD GASKET SET PART NUMBER	
				→	←		
13 LINCOLN MKX AWD V6 24V LINCOLN MKX V6 24V LINCOLN MKZ AWD V6 24V LINCOLN MKZ V6 24V FLEX V6 24V TAURUS V6 24V LINCOLN MKT AWD V6 24V LINCOLN MKS AWD V6 24V LINCOLN MKT AWD V6 24V LINCOLN MKT V6 24V EXPLORER V6 24V LINCOLN NAVIGATOR 4WD V6 24V LINCOLN NAVIGATOR V6 24V (DOHC)	3496 3496 3496 3496 3496 3496 3496 3496 3496 3496 3496 3496 3496 3496 3496	355 355 355 355 370 370 360 355 355 355 370 450 450	C35PDTD C35PDTD C35PDTD C35PDTD 35PDTD 35PDTD T35PDTD C35PDTD C35PDTD C35PDTD 35PDTD C35PDTD C35PDTD	7 7 9 9	2007 2007 2007 2007 2009 2009 2009 2010 2010 2010 2012 2018 2018	2010 2010 2012 2012 2016 2019 2019	 77064100
14 EXPLORER 4WD V6 24V EXPLORER V6 24V (DOHC)	3496 3496	284 284	998 998	9 9	2015 2015		 77068600
15 TRANSIT-150 AWD V6 24V TRANSIT-150 V6 24V TRANSIT-250 4WD V6 24V TRANSIT-250 V6 24V TRANSIT-350 4WD V6 24V TRANSIT-350 V6 24V (DOHC)	3496 3496 3496 3496 3496 3496	275 275 275 275 275 275	213CID 213CID 213CID 213CID 213CID 213CID		2020 2020 2020 2020 2020 2020	2020 2020 2020 2020 2020 2020	 77079500
16 F-150 AWD V6 24V F-150 V6 24V F-150 AWD V6 24V F-150 AWD V6 24V (DOHC)	3496 3496 3496 3496	390 390 421 457	T35PDTD T35PDTD T35PDTD T35PDTD	9 9 9 9	2016 2016 2016 2016		 77081100
17 EDGE SPORT V6 24V LINCOLN MKT V6 24V LINCOLN MKS V6 24V LINCOLN MKZ EFI V6 24V LINCOLN MKX EFI V6 24V LINCOLN CONTINENTAL EFI V6 24V (DOHC)	3726 3726 3726 3726 3726 3726	305 272 309 309 309 309	37PDED 37PDED 37PDED 37PDED 37PDED 37PDED	7 2 2 10 5 7	2010 2012 2012 2012 2015 2016	12 2014	 77058200
18 MUSTANG COUPE V6 24V F-150 V6 24V TRANSIT V6 24V TRANSIT-150 V6 24V TRANSIT-250 V6 24V TRANSIT-350 HD V6 24V TRANSIT-350 V6 24V MUSTANG V6 24V (DOHC)	3726 3726 3726 3726 3726 3726 3726 3726	305 305 266 266 266 266 266 300	37PDED 37PDED 37PDED 37PDED 37PDED 37PDED 37PDED 37PDED	3 11 6 6 6 6 6 8	2010 2010 2014 2014 2014 2014 2014 2014	6 2014 2014	 77064900
19 FREESTAR V6 (OHV)	3900	195	39VVEX	8	2003	1 2007	 77065200 (FULL SET) (4044395, 4044396, 4606284, 4606285, 5L3E9439AB, 5L3E9441AB, 5L3Z9439AA, 5L3Z9439BA, YF2E9439AB, YF2E9441AB, YF2Z9439AA, YF2Z9439BA)
20 FREESTAR V6 (OHV)	3900		238CID		2005	2007	 77065200 (FULL SET) (4044395, 4044396, 4606284, 4606285, 5L3E9439AB, 5L3E9441AB, 5L3Z9439AA, 5L3Z9439BA, YF2E9439AB, YF2E9441AB, YF2Z9439AA, YF2Z9439BA) 77070800 (3F2E8H486AA, 3F2Z9H486AA)
21 FREESTAR V6 F-150 V6 (OHV)	4200 4200	204 204	42VVEX 42VVEX	8 8	2003 2004	6 12 2004 2014	 77065200 (FULL SET) (4044395, 4044396, 4606284, 4606285, 5L3E9439AB, 5L3E9441AB, 5L3Z9439AA, 5L3Z9439BA, YF2E9439AB, YF2E9441AB, YF2Z9439AA, YF2Z9439BA)
22 F-150 V8 16V E-150 V8 16V E-250 V8 16V (SOHC/OHC)	4600 4600 4600		281CID 281CID 281CID		2005 2007 2007	2008 2008 2008	 77078900






	C.C.	(CV) (HP)				REFERENCIA JUEGO DE JUNTAS COLECTOR DE ADMISIÓN INTAKE MANIFOLD GASKET SET PART NUMBER		
				→	←			
E-150 V8 16V E-250 V8 16V F-150 V8 16V (SOHC/OHC) (F-150, VIN W)	■ 4600 ■ 4600 ■ 4600		281CID 281CID 281CID	2009 2009 2009	2014 2014 2014	 77078900		
EXPLORER 4WD V8 24V EXPLORER V8 24V EXPLORER SPORT TRAC 4WD V8 24V EXPLORER SPORT TRAC V8 24V (SOHC/OHC)	■ 4600 ■ 4600 ■ 4600 ■ 4600		281CID 281CID 281CID 281CID	2006 2006 2007 2007	2010 2010 2010 2010	 77080400		
CROWN VICTORIA V8 16V E-150 V8 16V E-250 V8 16V ECONOLINE V8 16V LINCOLN TOWN CAR III V8 16V (SOHC/OHC)	■ 4601 ■ 240 ■ 4601 ■ 4601 ■ 4601 ■ 4601	240 240 240 240 242	46RSEM 46RSEM 46RSEM 46RSEM 46RSEM	6 6 6 6 1	2006 2006 2006 2006 2007	7 7 7 7 7	2008 2008 2008 2008 2008	 77065600
F-150 AWD V8 32V LOBO V8 32V LOBO V8 32V MUSTANG CABRIO V8 32V MUSTANG CABRIO V8 32V MUSTANG COUPE V8 32V MUSTANG COUPE V8 32V (DOHC)	■ 4951 ■ 4951 ■ 4951 ■ 4951 ■ 4951 ■ 4951 ■ 4951	390 390 390 435 435 435 435	T50SDEM T50SDEM 99F 99F C50SDEM 99F C50SDEM	10 10 10	2014 2014 2014 2015 2015 2015	2017 2017 2017	 77064300	
MUSTANG BULLITT V8 32V (DOHC)	■ 4951		50SDEM	1	2019		 77064700	
MUSTANG SHELBY GT350 V8 32V MUSTANG SHELBY GT350 V8 32V MUSTANG SHELBY GT350R V8 32V MUSTANG SHELBY GT350R V8 32V (DOHC)	■ 5163 ■ 5163 ■ 5163 ■ 5163	526 526 526 526	52SDSX C52SDSX C52SDSX 52SDSX	7 7 7 7	2015 2015 2015 2015		 77065400	
GT V8 32V MUSTANG GT V8 32V (DOHC)	■ 5400 ■ 5400	557 550	54SDSM C54SDSM	6 9	2004 2004	9 6	2006 2014	 77066300
E-150 V8 16V E-250 V8 16V E-350 V8 16V EXCURSION V8 16V EXPEDITION V8 16V E-150 V8 16V E-250 V8 16V E-350 V8 16V (SOHC/OHC)	■ 5400 ■ 5400 ■ 5400 ■ 5400 ■ 5400 ■ 5400 ■ 5400 ■ 5400	228 228 228 228 228 228 228 228	54RSEM 54RSEM 54RSEM 54RSEM 54RSEM 54RSEM 54RSEM 54RSEM	8 8 8 8 8 8 8 8	2004 2004 2004 2004 2004 2008 2008 2008	8 8 8	2008 2008 2008	 77066600
LINCOLN MARK LT AWD V8 24V LINCOLN MARK LT V8 24V (SOHC/OHC)	■ 5400 ■ 5400		330CID 330CID		2006 2006		2008 2008	 77078700
MUSTANG SHELBY GT500 V8 32V MUSTANG SHELBY V8 32V (DOHC)	■ 5812 ■ 5812	662 662	58SDSM 58SDSM	4 4	2012 2012	6 6	2014 2014	 77068200
DIESEL F-250 SUPER DUTY V8 32V F-350 SUPER DUTY V8 32V F-250 SUPER DUTY V8 32V F-250 SUPER DUTY V8 32V F-250 SUPER DUTY V8 32V F-250 SUPER DUTY V8 32V F-250 SUPER DUTY V8 32V F-350 SUPER DUTY V8 32V F-350 SUPER DUTY V8 32V F-350 SUPER DUTY V8 32V F-350 SUPER DUTY V8 32V F-250 SUPER DUTY 4WD V8 32V F-250 SUPER DUTY V8 32V F-350 SUPER DUTY 4WD V8 32V F-350 SUPER DUTY V8 32V F-350 SUPER DUTY V8 32V F-450 SUPER DUTY V8 32V F-550 SUPER DUTY V8 32V (OHV)	■ 6375 ■ 6375	349 349 355 355 355 355 355 355 355 355 355 391CID 391CID 391CID 391CID 391CID 391CID 6.4L (V8) 6.4L (V8) 6.4L (V8)	64DV0I 64DV0I 6.4L (V8) 6.4HU2U 6.4HU2Y T64DV0I T64DV0I 6.4HU2U 6.4HU2Y 391CID 391CID 391CID 391CID 6.4L (V8) 6.4L (V8) 6.4L (V8)	12 12 9 9 9 9 9 9 9 9 9 9 9 9 9 9 9 9 9 9 9	2006 2006 2007 2007 2007 2007 2007 2007 2007 2007 2007 2007 2008 2008 2008 2008 2008 2008 2008 2008 2008	2 2 12 12 12 12 12 12 12 12 12 12	2010 2010 2010 2010 2010 2010 2010 2010 2010 2010 2010 2010 2010 2010 2010 2010 2010 2010 2010 2010	 77059300 (LOWER)
DIESEL F-250 SUPER DUTY V8 32V F-350 SUPER DUTY V8 32V F-450 SUPER DUTY 4WD V8 32V F-450 SUPER DUTY V8 32V F-350 SUPER DUTY 4WD V8 32V F-250 SUPER DUTY 4WD V8 32V (SOHC/OHC)	■ 6651 ■ 6651 ■ 6651 ■ 6651 ■ 6651 ■ 6651	440 440 305 305 446 334	67DVTX 67DVTX T67DVTX T67DVTX T67DVTX T67DVTX	3 3 7 7 7 7	2014 2014 2014 2014 2014 2017		 77065900	

	c.c.	(CV) (HP)		  		REFERENCIA JUEGO DE JUNTAS COLECTOR DE ADMISIÓN INTAKE MANIFOLD GASKET SET PART NUMBER






	c.c.	(CV) (HP)				REFERENCIA JUEGO DE JUNTAS COLECTOR DE ADMISIÓN INTAKE MANIFOLD GASKET SET PART NUMBER		
				→	←			
DIESEL TRANSIT DI 16V TRANSIT TDCI 16V TRANSIT DI 16V TRANSIT TDI 16V TRANSIT DI 16V TRANSIT DI 16V TRANSIT DI 16V TRANSIT DI 16V TRANSIT DI 16V TRANSIT DI 16V TRANSIT TDI 16V TRANSIT TDI 16V (DOHC)	1 1998 1998 1998 1998 1998 1998 1998 1998 1998 1998 1998 1998 1998	100 125 75 85 100 125 75 85 125 85	ABFA F1FA D3FA F3FA ABFA F1FA D3FA F3FA F1FA F3FA	8 8 8 8 11 11 11 11 11 5 5	2000 2000 2000 2000 2004 2004 2004 2004 2004 2006 2006 2006	11 11 11 11 5 5 5 5	2004 2004 2004 2004 2006 2006 2006 2006	 77027900
DIESEL TRANSIT TDCI 16V TRANSIT TDCI 16V TRANSIT TDCI 16V TRANSIT TDCI 16V TRANSIT TDCI 16V TRANSIT TDCI 16V TRANSIT TDCI 16V TRANSIT TDCI 16V TRANSIT TDCI 16V TRANSIT TDCI 16V TRANSIT TDCI 16V TRANSIT TDCI 16V TRANSIT TOURNEO 16V TRANSIT TOURNEO 16V TRANSIT TOURNEO 16V TRANSIT TOURNEO 16V TRANSIT TOURNEO 16V (DOHC)	2 2198 2198 2198 2198 2198 2198 2198 2198 2198 2198 2198 2198 2198 2198 2198 2198 2198 2198 2198	110 115 115 115 115 115 115 130 140 140 85 85 115 115 115 115 115	QVFA 5RFA SRFB SRFC SRFD SRFE QWFA PGFA PGFB P8FA P8FB SRFA SRFB SRFC SRFD SRFE	4 4 4 4 4 4 4 4 4 4 4 4 10 10 10 10 10	2006 2006 2006 2006 2006 2006 2006 2006 2006 2006 2006 2006 2008 2008 2008 2008 2008	 77027900		
DIESEL TRANSIT TDCI 16V TRANSIT DI 16V TRANSIT DI 16V TRANSIT DI 16V TRANSIT DI 16V TRANSIT DI 16V TRANSIT DI 16V TRANSIT DI 16V TRANSIT DI 16V TRANSIT DI 16V TRANSIT DI 16V TRANSIT DI 16V TRANSIT DI 16V TRANSIT DI 16V TRANSIT DI 16V TRANSIT DI 16V TRANSIT DI 16V TRANSIT TDCI 16V (DOHC)	3 2402	115 120 120 120 120 120 75 75 75 75 75 75 75 90 90 90 90 90 137	FXFA FAA FAB FAC FAD FAA FAB FAC FAC FAD FAA FAB FAC FAD FAA FAB FAC FAD H9FA	1 1 1 1 1 1 1 1 1 1 1 1 1 1 1 1 1 1 1 1	2000 2000 2000 2000 2000 2000 2000 2000 2000 2000 2000 2000 2000 2000 2000 2000 2000 2000 2004	4 4 4 4 4 4 4 4 4 4 4 4 4 4 4 4 4 4 4	2006 2006 2006 2006 2006 2006 2006 2006 2006 2006 2006 2006 2006 2006 2006 2006 2006 2006	 77027500
DIESEL TRANSIT TDI 16V TRANSIT TDCI 16V TRANSIT TDCI 16V TRANSIT TDCI 16V TRANSIT TDCI 16V TRANSIT TDCI 16V TRANSIT TDCI 16V TRANSIT TDCI 16V TRANSIT TDCI 16V (DOHC)	4 2402 2402 2402 2402 2402 2402 2402 2402 2402	125 100 100 115 115 135 140 140	DOFA PHFA PHFC JXFA JXFC H9FA H9FB H9FD	5 4 4 4 4 4 4 4	2001 2006 2006 2006 2006 2006 2006 2006	5 2006	 77027900	

	c.c.	(CV) (HP)		  		REFERENCIA JUEGO DE JUNTAS COLECTOR DE ADMISIÓN INTAKE MANIFOLD GASKET SET PART NUMBER






	c.c.	(CV) (HP)				REFERENCIA JUEGO DE JUNTAS COLECTOR DE ADMISIÓN INTAKE MANIFOLD GASKET SET PART NUMBER
				→	←	
CORSA B 16V ASTRA 16V (DOHC)	1199	65	X12XE	1997	2000	 77027600
	1199	65	X12XE	1998		
ASTRA G 16V VECTRA B 16V SPEEDSTER 16V ZAFIRA A 16V VECTRA C 16V (DOHC)	2198	147	Z22SE	2000	 77026900	
	2198	147	Z22SE	2000		
	2198	147	Z22SE	2000		
	2198	147	Z22SE	2005		
	2198	147	Z22SE	2005		
	2198	147	Z22SE	2008		

	c.c.	(CV) (HP)		  		REFERENCIA JUEGO DE JUNTAS COLECTOR DE ADMISIÓN INTAKE MANIFOLD GASKET SET PART NUMBER






	c.c.	(CV) (HP)				REFERENCIA JUEGO DE JUNTAS COLECTOR DE ADMISIÓN INTAKE MANIFOLD GASKET SET PART NUMBER		
				→	←			
DIESEL MALIBU 16V (DOHC)	1956	159	A20DTH	5	2013		 77015000 (55580012, 850336) 77016100 (68093452AA, 71753077, 71754211)	
ASTRA 16V ZAFIRA 16V VECTRA 16V VECTRA SEDAN 16V ASTRA CABRIO 16V (DOHC)	2198	147	Z22SE	9	2000	7	2004	 77026900
COMMODORE CROSS V6 24V COMMODORE V6 24V (DOHC)	2997	258	LFW	9	2009	5	2013	 77019600 (4819392, 12647263) 77024000 (12691199, 12735542, 12646459)

	c.c.	(CV) (HP)		  		REFERENCIA JUEGO DE JUNTAS COLECTOR DE ADMISIÓN INTAKE MANIFOLD GASKET SET PART NUMBER






	c.c.	(CV) (HP)				REFERENCIA JUEGO DE JUNTAS COLECTOR DE ADMISIÓN INTAKE MANIFOLD GASKET SET PART NUMBER
				→	←	
INSPIRE V6 24V SABER V6 24V ACCORD VTEC EX V6 24V (SOHC/OHC)	1 ■ 2997 ■ 2997 ■ 2997	250	J30A5	6	2003	 77051400
		250	J30A5		2003	
		224	J30A5		2006	
ACCORD COUPE EX-L V6 24V ACCORD EX-L V6 24V (SOHC/OHC)	2 ■ 3471 ■ 3471	271	J35Z3		2008	 77050400
		271	J35Z3		2012	
		271	J35Z3		2012	

	c.c.	(CV) (HP)		  		REFERENCIA JUEGO DE JUNTAS COLECTOR DE ADMISIÓN INTAKE MANIFOLD GASKET SET PART NUMBER






	c.c.	(CV) (HP)				REFERENCIA JUEGO DE JUNTAS COLECTOR DE ADMISIÓN INTAKE MANIFOLD GASKET SET PART NUMBER		
				→	←			
DIESEL LANTRA (SOHC/OHC)	1905	68	XUD9	1998			 77028700	
GENESIS COUPE GDI V6 24V GENESIS GDI V6 24V (DOHC)	3778 3778	311 311	G6DJ G6DJ	12 12	2014 2014	11 11	2015 2015	 77050100
AZERA V6 24V ENTOURAGE V6 24V (DOHC)	3778 3778		231CID 231CID	1 1	2006 2007	12 12	2011 2010	 77077500
CENTENNIAL V8 32V EQUUS V8 32V GENESIS V8 32V (DOHC)	4627 4627 4627	373 373 381	G8BA G8BA G8BA	9 9 9	2008 2008 2008	10 10 10	2012 2012 2012	 77051100

	c.c.	(CV) (HP)		  		REFERENCIA JUEGO DE JUNTAS COLECTOR DE ADMISIÓN INTAKE MANIFOLD GASKET SET PART NUMBER





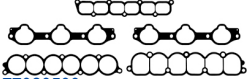

	c.c.	(CV) (HP)						REFERENCIA JUEGO DE JUNTAS COLECTOR DE ADMISIÓN
				→	←			INTAKE MANIFOLD GASKET SET PART NUMBER
FX50 AWD V8 32V FX50 AWD V8 32V QX70 AWD V8 32V (DOHC)	1 5026 5026 5026	390 420 390	VK50VE VK50VE VK50VE	10	2008			 77032300
				6	2013			
				8	2013			
QX56 4WD V8 32V QX56 V8 32V (DOHC)	2 5552 5552	324 324	VK56DE VK56DE	12	2004	12	2010	 77062200
				12	2004	12	2010	
QX56 V8 32V Q70 V8 32V Q70L V8 32V QX80 V8 32V Q70 V8 32V Q70L V8 32V QX56 V8 32V QX80 V8 32V (DOHC)	3 5552 5552 5552 5552 5552 5552 5552 5552 5552	400 400 400 400 400 400 400 400 400	VK56VD VK56VD VK56VD VK56VD VK56VD VK56VD VK56VD VK56VD VK56VD	4	2010	7	2021	 77062400
				9	2013	7	2021	
				9	2013	7	2021	
				9	2013	7	2021	
				7	2021			
				7	2021			
				7	2021			
				7	2021			
				7	2021			
				7	2021			






	c.c.	(CV) (HP)		  		REFERENCIA JUEGO DE JUNTAS COLECTOR DE ADMISIÓN INTAKE MANIFOLD GASKET SET PART NUMBER

	C.C.	(CV) (HP)				REFERENCIA JUEGO DE JUNTAS COLECTOR DE ADMISIÓN INTAKE MANIFOLD GASKET SET PART NUMBER	
				→	←		
DIESEL XF (X250) D 16V XF (X250) D 16V XF SPORTBRAKE (X250) D 16V XF SPORTBRAKE (X250) D 16V (DOHC)	1 ■ 2179 ■ 2179 ■ 2179 ■ 2179	163 190 163 200	224DT 224DT 224DT 224DT	4 5 9 9	2011 2011 2012 2012	4 4 4 4	2015 2015 2014 2014 77000400
S-TYPE R V8 32V S-TYPE V8 32V VANDEM PLAS V8 32V XJR V8 32V XKR V8 32V (DOHC) (No: <N52047)	2 ■ 4196 ■ 4196 ■ 4196 ■ 4196 ■ 4196	390 390 390 390 390	AJ33 AJ33 AJ33 AJ33 AJ33	2005 2005 2005 2005 2005	2009 2009 2009 2009 2009	77061400	
S-TYPE R V8 32V S-TYPE V8 32V VANDEM PLAS V8 32V XJR V8 32V XKR V8 32V (DOHC) (No: <N52048>)	3 ■ 4196 ■ 4196 ■ 4196 ■ 4196 ■ 4196	390 390 390 390 390	AJ33 AJ33 AJ33 AJ33 AJ33	2005 2005 2005 2005 2005	2009 2009 2009 2009 2009	77061600	
XJ V8 32V XF V8 32V XJ L V8 32V XK CONVERTIBLE V8 32V XK COUPE V8 32V (DOHC)	4 ■ 4999 ■ 4999 ■ 4999 ■ 4999 ■ 4999	370 385 385 385 385	508PN(AJ133) 508PN(AJ133) 508PN(AJ133) 508PN(AJ133) 508PN(AJ133)	2013 2013 2013 2013 2013	77052200		
XFR V8 32V F-TYPE PROJECT 7 V8 32V F-TYPE R V8 32V F-TYPE S V8 32V F-TYPE SVR V8 32V XE SV PROJECT 8 V8 32V F-TYPE CABRIO SVR AWD V8 32V F-TYPE COUPE SVR V8 32V F-TYPE CABRIO SC V8 32V F-TYPE COUPE SC AWD V8 32V F-TYPE COUPE SC V8 32V (DOHC)	5 ■ 4999 ■ 4999 ■ 4999 ■ 4999 ■ 4999 ■ 4999 ■ 4999 ■ 4999 ■ 4999 ■ 4999 ■ 4999 ■ 4999 ■ 4999	575 575 575 575 575 575 575 575 575 450 450 450	508PS(AJ133) 508PS(AJ133) 508PS(AJ133) 508PS(AJ133) 508PS(AJ133) 508PS(AJ133) 508PS(AJ133) 508PS(AJ133) 508PS(AJ133) 508PS(AJ133) 508PS(AJ133) 508PS(AJ133)	2011 2014 2014 2014 2014 2015 2015 2015 2015 12 12 12 12 12	2019 2019 2019 2019 2019 2019 2019 2019 2019 2019 2019 2019 2019 2019	77052400	






	c.c.	(CV) (HP)		  		REFERENCIA JUEGO DE JUNTAS COLECTOR DE ADMISIÓN INTAKE MANIFOLD GASKET SET PART NUMBER

	C.C.	(CV) (HP)					REFERENCIA JUEGO DE JUNTAS COLECTOR DE ADMISIÓN INTAKE MANIFOLD GASKET SET PART NUMBER	
1 RENEGADE SUV T-GDi RENEGADE SUV T-GDi (SOHC/OHC)	999 999	120 120	55282151 EKA	8 8	2018 2018		 77033300	
2 RENEGADE T-GDi 16V RENEGADE T-GDi 16V RENEGADE T-GDi 4x4 16V RENEGADE T-GDi 4x4 16V RENEGADE 16V (SOHC/OHC)	1332 1332 1332 1332 1332	180 180 180 180 180	55282328 EYF 55282328 EYF EYG	8 8 8 8	2018 2018 2018 2018 2019		 77003300 (3645962, 1608733780, 68444723AA) 77033000 (77368579)	
3 COMPASS HYBRID 4x4 16V COMPASS 16V COMPASS HYBRID 4x4 16V (SOHC/OHC)	1332 1332 1332	240 131 190	46337540 55282328 46337540	4 8 4	2020 2020 2021		 77033000 (77368579)	
4 RENEGADE 16V RENEGADE 4x4 16V RENEGADE LATITUDE 16V RENEGADE NORTH 16V RENEGADE SPORT 16V COMPASS MULTI AIR 16V COMPASS MULTI AIR 16V COMPASS MULTI AIR 4x4 16V COMPASS MULTI AIR 4x4 16V (DOHC)	1368 1368 1368 1368 1368 1368 1368 1368 1368	140 170 140 140 140 140 140 170 170	EAM EAM EAM EAM EAM 55263624 EAQ EAQ 55263623	7 7 3 3 3 3	2014 2014 2015 2015 2015 2017 2017 2017 2017		 77000900	
5 DIESEL RENEGADE SUV CRD 16V RENEGADE SUV CRD 16V COMPASS CRD 16V COMPASS CRD 16V RENEGADE SUV CRD 16V (DOHC)	1598 1598 1598 1598 1598	95 95 120 120 120	55260384 EJJ 55260384 EJJ 55280444	11 11 3 3 3	2016 2016 2017 2017 2017		 77016100 (68093452AA, 71753077, 71754211)	
6 DIESEL RENEGADE CRD 4x4 16V RENEGADE CRD 4x4 16V RENEGADE CRD 4x4 16V (DOHC) (W/O AUTOMATIC TRANSMISSION)	1956 1956 1956	140 140 170	55284064 55283099 55283099	7 7 7	2014 2014 2014		 77016100 (68093452AA, 71753077, 71754211)	
7 DIESEL RENEGADE CRD 4x4 16V RENEGADE CRD 4x4 16V RENEGADE CRD 4x4 16V (DOHC) (WITH AUTOMATIC TRANSMISSION)	1956 1956 1956	140 140 170	55284064 55283099 55283099	7 7 7	2014 2014 2014		 77016100 (68093452AA, 71753077, 71754211)	
8 DIESEL CHEROKEE CRD 4x4 16V CHEROKEE CRD 4x4 16V CHEROKEE CRD 4x4 16V CHEROKEE CRD 4x4 16V CHEROKEE CRD 4x4 16V CHEROKEE CRD 4x4 16V (DOHC)	2184 2184 2184 2184 2184 2184	185 185 185 200 200 200	EBV EBU LAU61 EBV EBU LAU61	8 8 8 8 8 8	2015 2015 2015 2015 2015 2015	8 8 8 8 8 8	2018 2018 2018 2018 2018 2018	 77016100 (68093452AA, 71753077, 71754211)
9 DIESEL GRAND CHEROKEE IV V6 24V GRAND CHEROKEE IV V6 24V GRAND CHEROKEE LIMITED V6 24V GRAND CHEROKEE OVERL. V6 24V GRAND CHEROKEE SUMMIT V6 24V WRANGLER 4x4 V6 24V GLADIATOR 4x4 V6 24V (DOHC)	2987 2987 2987 2987 2987 2987 2987	190 241 243 243 243 264 264	EXF EXF EXF EXF EXF EXJ EXJ	2 2 9 9 9 4	2011 2011 2013 2013 2013 2020 2021		 77001400	
10 CHEROKEE LATITUDE 4x4 V6 24V CHEROKEE LATITUDE V6 24V CHEROKEE LIMITED 4x4 V6 24V CHEROKEE LIMITED V6 24V CHEROKEE NORTH 4x4 V6 24V CHEROKEE NORTH V6 24V CHEROKEE OVERLAND 4x4 V6 24V CHEROKEE OVERLAND V6 24V CHEROKEE SPORT 4x4 V6 24V CHEROKEE SPORT V6 24V CHEROKEE TRAILHAWK 4x4 V6 24V (DOHC)	3239 3239 3239 3239 3239 3239 3239 3239 3239 3239 3239	271 271 271 271 271 271 271 271 271 271 271	EHK EHK EHK EHK EHK EHK EHK EHK EHK EHK EHK	1 1 1 1 1 1 1 1 1 1 1	2016 2016 2016 2016 2016 2016 2016 2016 2016 2016 2016		 77045900	






	c.c.	(CV) (HP)				REFERENCIA JUEGO DE JUNTAS COLECTOR DE ADMISIÓN INTAKE MANIFOLD GASKET SET PART NUMBER		
				→	←			
■ 1 MAGENTIS 16V OPTIMA 16V FORTE 16V FORTE KOUP 16V FORTE5 16V (DOHC)	■ 2359 ■ 2359 ■ 2359 ■ 2359 ■ 2359		2.4L (L4) 2.4L (L4) 2.4L (L4) 2.4L (L4) 2.4L (L4)	2009 2009 2010 2010 2012	2010 2010 2013 2013 2013	 77071700		
■ 2 SORENTO I V6 24V (DOHC)	■ 3497	194	G6AU	9	2002	12	2006	 77080500
■ 3 TELLURIDE GDi V6 24V (DOHC)	■ 3778	295	G6DN	1	2020			 77050100

	c.c.	(CV) (HP)		  		REFERENCIA JUEGO DE JUNTAS COLECTOR DE ADMISIÓN INTAKE MANIFOLD GASKET SET PART NUMBER






	c.c.	(CV) (HP)				REFERENCIA JUEGO DE JUNTAS COLECTOR DE ADMISIÓN INTAKE MANIFOLD GASKET SET PART NUMBER
				→	←	
DIESEL NIVA 2121 ALEKO NIVA (2121) (SOHC/OHC)	1 1905 1905 1905	65 68 75	XUD9(D9A) XUD9 XUD9SD	1990 1990 1999	1	 77028700

	c.c.	(CV) (HP)		  		REFERENCIA JUEGO DE JUNTAS COLECTOR DE ADMISIÓN INTAKE MANIFOLD GASKET SET PART NUMBER






	c.c.	(CV) (HP)						REFERENCIA JUEGO DE JUNTAS COLECTOR DE ADMISIÓN INTAKE MANIFOLD GASKET SET PART NUMBER
				→	←			
YPSILON YPSILON TWINAIR (SOHC/OHC)	875 875	85 80	312A2.000 312A5.000	5 12	2011 2013			 77000700
DELTA TURBO 16V DELTA TURBO 16V DELTA III 16V DELTA III 16V (DOHC)	1368 1368 1368 1368	120 150 140 140	198A4.000 198A1.000 198A7.000	9 9 7 7	2008 2008 2010 2010			 77000900
MUSA 16V MUSA 16V MUSA 16V MUSA 16V (DOHC)	1368 1368 1368 1368	90 95 90 95	192B2.000 843A1.000 192B2.000 843A1.000	5 5	2006 2006	4 4	2006 2006	 77005300
DIESEL DELTA III	1598	105	944A3.000	4	2011			 77015000 (55580012, 850336) 77016100 (68093452AA, 71753077, 71754211)
DIESEL MUSA JTD 16V MUSA JTD 16V DELTA III MULTIJET 16V DELTA JTD 16V (DOHC)	1598 1598 1598 1598	115 120 116 120	350A3.000 350A2.000 955A4000 198A2.000	8 9	2004 2008 2008			 77015000 (55580012, 850336) 77016100 (68093452AA, 71753077, 71754211)
DIESEL DELTA III D MULTIJET 16V (DOHC)	1598	105	844A3.000	4	2011	8	2014	 77016100 (68093452AA, 71753077, 71754211)
DIESEL DELTA III JTD 16V (DOHC)	1910	190	844A1.000	1	2009			 77015000 (55580012, 850336)
DIESEL DELTA III JTD 16V DELTA III MULTIJET 16V DELTA III MULTIJET 16V (DOHC)	1956 1956 1956	165 165 165	198A5.000 844A2.000 198A8.000	9 9 9	2008 2008 2008			 77015000 (55580012, 850336) 77016100 (68093452AA, 71753077, 71754211)
DIESEL PHEDRA JTD 16V PHEDRA JTD 16V PHEDRA JTD 16V PHEDRA JTD 16V PHEDRA MULTIJET 16V PHEDRA JTD 16V (DOHC)	2179 2179 2179 2179 2179 2179	130 130 163 163 170 170	4H01 4HT 4HP 4HR 4HS	4 4 3 6	2001 2001 2006 2006 2008 2008	6 6 11 11 11	2008 2008 2010 2010 2010	 77000400
DIESEL VOYAGER 16V VOYAGER CRD 16V (DOHC)	2776 2776	163 177	ENS ENS	9 8	2011 2013	12	2014	 77001200
DIESEL THEMA V6 24V THEMA V6 24V (DOHC)	2987 2987	190 239	EXF EXF	9 9	2011 2011			 77001400

	c.c.	(CV) (HP)		  		REFERENCIA JUEGO DE JUNTAS COLECTOR DE ADMISIÓN INTAKE MANIFOLD GASKET SET PART NUMBER






	c.c.	(CV) (HP)				REFERENCIA JUEGO DE JUNTAS COLECTOR DE ADMISIÓN INTAKE MANIFOLD GASKET SET PART NUMBER
				→	←	
DIESEL FREELANDER 2 16V FREELANDER 2 16V FREELANDER 2 16V FREELANDER 2 16V FREELANDER 2 16V FREELANDER 2 16V FREELANDER 2 16V RANGE ROVER EVOQUE 16V RANGE ROVER EVOQUE 16V (DOHC)	2179 2179 2179 2179 2179 2179 2179 2179 2179	150 150 156 160 152 190 150 190	224DT DW12BTED4 224DT 224DT 224DT 224DT 224DT 224DT	10 10 10 10 10 1 8 6 6	2006 2006 2006 2006 2006 2007 2010 2011 2011	 77000400
DIESEL RANGE ROVER 24V (DOHC)	2926	193	M57D30		2002 2009	 77015300
RANGE ROVER SPORT V8 32V RANGE ROVER V8 32V (DOHC)	4197 4197	396 396	42SDSR 42SDSR		2006 2006	 77054100
RANGE ROVER HSE V8 32V RANGE ROVER SPORT HSE V8 32V (DOHC) (W/O SUPERCHARGED)	4999 4999	293 293	AJ133 AJ133		2010 2010	 77052200

	c.c.	(CV) (HP)		  		REFERENCIA JUEGO DE JUNTAS COLECTOR DE ADMISIÓN INTAKE MANIFOLD GASKET SET PART NUMBER






	c.c.	(CV) (HP)					REFERENCIA JUEGO DE JUNTAS COLECTOR DE ADMISIÓN
				→	←		INTAKE MANIFOLD GASKET SET PART NUMBER
1 ■ LS 460 V8 32V (USF40,41) ■ LS 460 V8 32V (USF40,41) ■ LS 460 V8 32V (USF40,41) ■ LS 460 V8 32V (USF40,41) (DOHC)	4608	347	1UR-FE	8	2006	 77054400	
	4608	370	1UR-FSE	8	2006		
	4608	347	1UR-FE	9	2012		
	4608	370	1UR-FSE	9	2012		
2 ■ LS 600H AWD V8 32V ■ LS 600H AWD V8 32V (DOHC)	4969	445	2UR-FSE	4	2007	 77054400	
	4969	370	2UR-FSE	7	2012		7 2017

	c.c.	(CV) (HP)		  		REFERENCIA JUEGO DE JUNTAS COLECTOR DE ADMISIÓN INTAKE MANIFOLD GASKET SET PART NUMBER






	c.c.	(CV) (HP)				REFERENCIA JUEGO DE JUNTAS COLECTOR DE ADMISIÓN INTAKE MANIFOLD GASKET SET PART NUMBER
				→	←	
DIESEL 200 VAN PILOT VAN	 1905 1905	69 69	XUD9 XUD9	1994 1996	1996	 77028700

	c.c.	(CV) (HP)		  		REFERENCIA JUEGO DE JUNTAS COLECTOR DE ADMISIÓN INTAKE MANIFOLD GASKET SET PART NUMBER

	c.c.	(CV) (HP)				REFERENCIA JUEGO DE JUNTAS COLECTOR DE ADMISIÓN INTAKE MANIFOLD GASKET SET PART NUMBER		
				→	←			
DIESEL AXELA DI 16V AXELA DI 16V AXELA DI 16V MAZDA 3 DI 16V MAZDA 3 DI 16V MAZDA 3 DI 16V	1560 1560 1560 1560 1560 1560	109 109 109 109 109 109	Y603 Y605 Y642 Y603 Y605 Y642	6 6 6 6 6 6	2004 2004 2004 2004 2004 2004	6 6 6 6 6 6	2009 2009 2009 2009 2009 2009	 77015200
DIESEL MAZDA 3 16V MAZDA 3 16V MAZDA 2 16V (DOHC)	1560 1560 1560	109 109 90	Y601 BK1Z DE6	3 3 11	2006 2006 2008			 77015200
DIESEL MAZDA 3 MZR-CD 16V MAZDA 2 MZ-CD 16V MAZDA 2 MZ-CD 16V (SOHC/OHC)	1560 1560 1560	109 90 90	Y642 Y646 Y406	12 12 12	2008 2008 2008	6 6	2015 2015	 77015200
TRIBUTE V6 24V TRIBUTE V6 24V (DOHC)	2967 2967	203 203	AJ AJ	5 1	2008 2009	12 12	2008 2009	 77059400
TRIBUTE V6 24V MPV V6 24V (DOHC)	2967 2967	197	AJ AJ	9	2000 2002	5	2008 2003	 77059800 (3044595, 3955948, AJ0313655, AJ0320661A, XF2E9F670AA, XF2Z9F670AA, YF1E9E936AC, YF1Z9E936AA) 77059900 (4179809, 4429264, 3F1E9439AA, 3F1Z9439AA, AOJ313111B, AJ0313111, AJ0313111A, AJ0313111B) 77060000 (4097111, YLBE9H486AA, AJ0313135)
B 3000 V6 (OHV)	2986	148	99U		2005		2008	 77067500
B 4000 V6 (SOHC/OHC)	4009	209	99V(1V)	1	2006			 77059600




	c.c.	(CV) (HP)		  		REFERENCIA JUEGO DE JUNTAS COLECTOR DE ADMISIÓN INTAKE MANIFOLD GASKET SET PART NUMBER

	C.C.	(CV) (HP)						REFERENCIA JUEGO DE JUNTAS COLECTOR DE ADMISIÓN																																																																
				INTAKE MANIFOLD GASKET SET PART NUMBER																																																																				
1 C 180 CGI 16V C 200 16V C 200 CGI 16V C 200 T CGI 16V E 250 16V E 250 COUPE CGI 16V E 250 T CGI 16V C 250 16V C 250 T CGI 16V E 200 16V E 200 CGI 16V C 180 T CGI 16V E 200 T CGI 16V E 200 T CGI 16V C 180 COUPE 16V E 200 CABRIOLET 16V E 200 CABRIOLET 16V E 200 COUPE CGI 16V E 200 COUPE CGI 16V E 250 CABRIOLET CGI 16V SLK 200 16V SLK 200 16V SLK 250 16V SLK 250 16V C 180 COUPE 16V C 250 COUPE 16V (DOHC)	1796	156	MB271.820 MB271.820 MB271.860 MB271.860 MB271.860 MB271.860 MB271.860 MB271.860 MB271.860 MB271.860 MB271.820 MB271.860 MB271.820 MB271.820 MB271.860 MB271.820 MB271.820 MB271.820 MB271.820 MB271.820 MB271.820 MB271.820 MB271.861 MB271.860 MB271.861 MB271.860 MB271.820 MB271.860 MB271.860	1	2007	1	2014	 77005500																																																																
								2 DIESEL X 250 D 16V X 250 D 16V X 250 D 4-MATIC 16V X 250 D 4-MATIC 16V (DOHC)	2299	190	OM699.303 OM699.305 OM699.305 OM699.303	9	2017	5	2020	 77019400																																																								
																3 DIESEL G 270 CDI 20V (DOHC)	2685	156	OM612.966	1	2003		 77027400																																																	
																							4 S 560 4-MATIC V8 32V S 560 COUPE 4-MATIC V8 32V G 550 V8 32V GLE 580 4-MATIC V8 32V S 560 MAYBACH 4-MATIC V8 32V GLS 580 4-MATIC V8 32V (DOHC)	3982	469	MB176.980 MB176.980 MB176.980 MB176.980 MB176.980 MB176.980	10	2017		 77054800																																										
																														5 ML 63 AMG 4-MATIC V8 32V R 63 AMG 4-MATIC V8 32V E 63 AMG V8 32V CLK 63 AMG V8 32V CLS 63 AMG V8 32V CL 63 AMG V8 32V S 63 AMG V8 32V C 63 AMG V8 32V SL 63 AMG V8 32V E 63 AMG V8 32V SLS AMG V8 32V SLS AMG V8 32V (DOHC)	6208	510	MB156.980 MB156.980 MB156.983 MB156.982 MB156.983 MB156.984 MB156.984 MB156.985 MB156.981 MB156.985 MB159.980 MB159.980	1	2006	12	2011	 77055400																																		
									510	510	510	2	2006	12	2010																																																									
																	514	514	3	2006	7	2009																																																		
																																							481	481	4	2006	3	2010																												
																								514	514	4	2006	12	2010																																											
																																														525	525	10	2006	12	2013																					
																																																					525	525	10	2006	12	2013														
																																																												507	507	2	2008	8	2014							
																																																																			525	525	3	2008	1	2012
																															571	571	3	2010																																						
									631	631	3	2010																																																												






	c.c.	(CV) (HP)		  		REFERENCIA JUEGO DE JUNTAS COLECTOR DE ADMISIÓN INTAKE MANIFOLD GASKET SET PART NUMBER

MERCEDES (INDUSTRIAL)













	c.c.	(CV) (HP)		 → ←		REFERENCIA JUEGO DE JUNTAS COLECTOR DE ADMISIÓN INTAKE MANIFOLD GASKET SET PART NUMBER

	C.C.	(CV) (HP)				REFERENCIA JUEGO DE JUNTAS COLECTOR DE ADMISIÓN INTAKE MANIFOLD GASKET SET PART NUMBER						
				→	←							
DIESEL COOPER D 16V ONE COUPE 16V COOPER CLUBMAN 16V COOPER COUPE 16V ONE 16V (DOHC)	1	1560	109	W16D16	11	2006	9	2010	 77015200			
		1560	109	9HZ	3	2007						
		1560	109	9HZ	10	2007						
		1560	90	9HZ	6	2009						
		1560	90	9HZ	3	2010						
COOPER S COUPE 16V COOPER S CLUBMAN 16V COOPER S 16V COOPER S CHILI TURBO 16V COOPER S HOT CHILI TURBO 16V COOPER S SALT TURBO 16V COOPER S CABRIO 16V JCW 16V COOPER JCW CLUBMAN 16V COOPER JCW COUPE 16V COOPER JCW CABRIO 16V JCW CABRIO 16V JCW CLUBMAN 16V COOPER S CABRIO 16V COOPER S CABRIO 16V COOPER S CHILI 16V COOPER S CLUBMAN 16V COOPER S HOT CHILI 16V COOPER S SALT CHILI 16V COOPER S 16V COOPER S CABRIO 16V COOPER S CLUBMAN 16V COOPER S COUNTRYMAN ALL4 16V COOPER S COUNTRYMAN ALL4 16V JCW COUPE 16V COOPER JCW 16V COOPER JCW CLUBMAN 16V JCW COUPE 16V COOPER CHILI 16V COOPER HOT CHILI 16V JOHN COOPER WORKS 16V JOHN COOPER WORKS 16V COOPER COUPE S 16V COOPER S CLUBMAN 16V COOPER S 16V COOPER S ROADSTER 16V COOPER S ROADSTER 16V COOPER S COUNTRYMAN 16V COOPER S ROADSTER 16V JCW ROADSTER 16V JCW ROADSTER 16V COOPER S PACEMAN 16V COOPER S PACEMAN 16V JCW COUNTRYMAN ALL4 16V JCW GP 16V JCW PACEMAN 16V COOPER COUNTRYMAN ALL4 16V COOPER HOT CHILI 16V COOPER PACEMAN JCW ALL4 16V COOPER CHILI 16V (DOHC)	2	1598	120	N14B16A	11	2005	2	2009	 77027300			
		1598	120	N14B16A	1	2006	2	2009				
		1598	120	N18B16A	10	2006						
		1598		N14B16A		2007		2008				
		1598		N14B16A		2007		2008				
		1598		N14B16A		2007		2008				
		1598	120	N14B16A	1	2007	2	2009				
		1598	218	N14B16C	7	2007						
		1598	163	N14B16C	11	2007						
		1598	163	N14B16C	11	2007						
		1598	163	N14B16C	1	2008	2	2009				
		1598	211	N14B16C	3	2008						
		1598	211	N14B16C	3	2008						
		1598	120	N18B16A	3	2009						
		1598	174	N14B16A	3	2009						
		1598	174	N14B16A	3	2009						
		1598	174	N14B16A	3	2009						
		1598	174	N14B16A	3	2009						
		1598	174	N14B16A	3	2009						
		1598	174	N14B16A	3	2009						
		1598	184	N14B16AB	3	2010						
		1598	184	N18B16A	3	2010						
		1598	184	N18B16A	3	2010						
		1598	163	N18B16A	6	2010						
		1598	184	N18B16A	6	2010						
		1598	211	N18B16C	12	2010	5	2015				
		1598	211	N14B16C	9	2011						
		1598	211	N14B16C	9	2011						
		1598	211	N14B16C	9	2011						
		1598		N18B16A		2012		2016				
		1598		N18B16A		2012		2016				
		1598		N18B16A		2012		2016				
		1598		N18B16M0		2012		2016				
		1598	200	N18B16A		2012						
		1598	200	N18B16A		2012						
		1598	200	N18B16A	1	2012						
		1598	163	N18B16A	2	2012						
		1598	184	N18B16A	2	2012						
		1598	200	N18B16A	2	2012						
		1598	200	N18B16A	2	2012						
		1598	200	N18B16A	2	2012						
		1598	211	N14B16C	2	2012						
		1598	211	N18B16C	2	2012						
		1598	184	N18B16A	4	2012						
		1598	184	N18B16A	4	2012						
		1598	218	N18B16A	9	2012						
		1598	218	N18B16C	9	2012	11	2013				
		1598	218	N18B16C	9	2012						
		1598	122	N18B16A	11	2012						
		1598		N18B16M0		2013		2016				
		1598	208	N18B16C		2013						
		1598		N18B16M0		2014		2016				
		COOPER S CHILI 16V COOPER S COUNTRYMAN 16V COOPER S COUNTRYMAN ALL4 16V COOPER S PACEMAN 16V COOPER S PACEMAN ALL4 16V COOPER PACEMAN ALL4 16V (DOHC)	3	1598		N18B16A		2014				 77027300
				1598	190	N18B16A	7	2014				
				1598	190	N18B16A	7	2014				
				1598	190	N18B16A	7	2014				
				1598	190	N18B16A	7	2014				

	c.c.	(CV) (HP)		  		REFERENCIA JUEGO DE JUNTAS COLECTOR DE ADMISIÓN INTAKE MANIFOLD GASKET SET PART NUMBER

	c.c.	(CV) (HP)						REFERENCIA JUEGO DE JUNTAS COLECTOR DE ADMISIÓN INTAKE MANIFOLD GASKET SET PART NUMBER
				→	←			
1 XPANDER MPV MIVEC 16V XPANDER CROSS MIVEC 16V (DOHC)	1499 1499	105 105	4A91 4A91	8 11	2017 2019			 77028200
2 LANCER 16V LANCER SPORTBACK 16V ASX 16V (DOHC)	1590 1590 1590	117 117 117	4A92 4A92 4A92	5 5 6	2010 2010 2010			 77028200
3 DIESEL OUTLANDER TD 16V OUTLANDER II DI-D 4WD 16V (DOHC)	2179 2179	156 156	DW12MTED(4HN) 4HK	11 8	2006 2007	11	2012	 77000400






	c.c.	(CV) (HP)		  		REFERENCIA JUEGO DE JUNTAS COLECTOR DE ADMISIÓN INTAKE MANIFOLD GASKET SET PART NUMBER

	c.c.	(CV) (HP)		  		REFERENCIA JUEGO DE JUNTAS COLECTOR DE ADMISIÓN INTAKE MANIFOLD GASKET SET PART NUMBER






	c.c.	(CV) (HP)					REFERENCIA JUEGO DE JUNTAS COLECTOR DE ADMISIÓN INTAKE MANIFOLD GASKET SET PART NUMBER
1 CROSSLAND CROSSLAND CROSSLAND X CROSSLAND X CROSSLAND LPG CROSSLAND X LPG CORSA F CORSA F VAN CROSSLAND CROSSLAND X (DOHC)	1199 1199 1199 1199 1199 1199 1199 1199 1199	82 82 82 82 82 82 82 75 75 83 83	D12XE(EB2FA) B12XE(EB2F) B12XE(EB2F) D12XE(EB2FA) B12XE(EB2F) B12XE(EB2F) F12XEL(EB2FAD) F12XEL(EB2FAD) F12XE(EB2FA) F12XE(EB2FA)	3 3 3 3 10 10 7 7 7 7	2017 2017 2017 2017 2017 2017 2019 2019 2019 2019		 77003300 (3645962, 1608733780, 68444723AA)
2 CORSA B 16V ASTRA 16V ASTRA G 16V ZAFIRA A 16V (DOHC)	1199 1199 1199 1199	65 65 65 65	X12XE X12XE X12XE X12XE	1997 1998 2 2	2000 2000 9 9		 77027600
3 COMBO D 16V (DOHC)	1368	120	A14FC	2	2012		 77000900
4 COMBO D 16V (DOHC)	1368	95	A14FP	2	2012		 77005300
DIESEL 5 ASTRA K CRDI ASTRA K CRDI ASTRA K SPORTS TOURER CRDI ASTRA K SPORTS TOURER CRDI ASTRA K VAN CRDI ASTRA K VAN CRDI ASTRA K CRDI ASTRA K CRDI ASTRA K SPORTS TOURER CRDI ASTRA K SPORTS TOURER CRDI INSIGNIA B GRAND SPORT CDTI INSIGNIA B SPORTS TOURER CDTI (DOHC)	1496 1496 1496 1496 1496 1496 1496 1496 1496 1496 1496 1496	105 105 105 105 105 105 122 122 122 122 122 122	D15DVC F15DVC F15DVC D15DVC D15DVC F15DVC F15DVC F15DVC D15DVH D15DVH F15DVH F15DVH	8 8 8 8 8 8 8 8 8 8 8 2 2	2019 2019 2019 2019 2019 2019 2019 2019 2019 2019 2019 2020 2020		 77069900
DIESEL 6 COMBO D 16V COMBO D 16V COMBO CROSS CDTI 16V COMBO D 16V COMBO TOUR CDTI 16V (DOHC)	1598 1598 1598 1598 1598	101 105 90 90 90	A16FDH A16FDH A16FDL A16FDH A16FDL	2 2 2 2 2	2012 2012 2012 2012 2012		 77015000 (55580012, 850336) 77016100 (68093452AA, 71753077, 71754211)
DIESEL 7 INSIGNIA TURBO CDTI 16V INSIGNIA TURBO CDTI 16V INSIGNIA TURBO CDTI 16V INSIGNIA TURBO CDTI 16V ASTRA J TURBO CDTI 16V COMBO 16V (DOHC)	1956 1956 1956 1956 1956 1956	110 130 160 190 160 135	A20DTC A20DTJ A20DTH A20DTR A20DTH A20FD	7 7 7 5 12 2	2008 2008 2008 2009 2009 2012		 77015000 (55580012, 850336)
DIESEL 8 ZAFIRA C 16V ZAFIRA C 16V ZAFIRA C 16V ZAFIRA TOURER C CDTI 16V ZAFIRA TOURER C CDTI 16V ASTRA GTC J CDTI 16V ASTRA J 16V ASTRA J SPORT TOURER 16V ZAFIRA TOURER C 16V CASCADA CDTI 16V CASCADA CDTI 16V (DOHC)	1956 1956 1956 1956 1956 1956 1956 1956 1956 1956 1956	110 130 130 130 130 160 194 194 194 194 165 194	A20DTL A20DT Z20DTJ Y20DTJ A20DTH A20DTR A20DTR A20DTR A20DTR A20DTR A20DTH A20DTR	10 10 10 10 10 10 10 10 1 3 3	2011 2011 2011 2011 2011 2012 2012 2012 2013 2013 2013		 77015000 (55580012, 850336) 77016100 (68093452AA, 71753077, 71754211)
DIESEL 9 INSIGNIA CDTI 16V INSIGNIA SEDAN CDTI 16V INSIGNIA SP TOURER CDTI 16V INSIGNIA CDTI 16V INSIGNIA SEDAN CDTI 16V INSIGNIA SP TOURER CDTI 16V (DOHC) (INSIGNIA, No: C1000001>)	1956 1956 1956 1956 1956 1956	120 120 120 140 140 140	A20DTE A20DTE A20DTE A20DTE A20DTE A20DTE	3 3 3 3 7 7 7	2012 2012 2012 2013 2013 2013		 77015000 (55580012, 850336) 77016100 (68093452AA, 71753077, 71754211)

	c.c.	(CV) (HP)				REFERENCIA JUEGO DE JUNTAS COLECTOR DE ADMISIÓN INTAKE MANIFOLD GASKET SET PART NUMBER			
				→	←				
DIESEL 110 INSIGNIA CDTI 16V INSIGNIA SPORT TOURER 16V INSIGNIA CDTI 16V INSIGNIA SPORT TOURER CDTI 16V INSIGNIA CDTI 16V INSIGNIA SEDAN CDTI 16V INSIGNIA SP TOURER CDTI 16V INSIGNIA CDTI 16V INSIGNIA SEDAN CDTI 16V INSIGNIA SP TOURER CDTI 16V INSIGNIA 4x4 CDTI 16V INSIGNIA CDTI 16V INSIGNIA SP TOURER CDTI 4x4 16V INSIGNIA SPORT TOURER CDTI 16V (DOHC) (No: <B1999999)	1956	110	A20DTL	7	2008	<p>77015000 (55580012, 850336)</p> <p>77016100 (68093452AA, 71753077, 71754211)</p>			
DIESEL 111 INSIGNIA CDTI 16V INSIGNIA SPORT TOURER 16V INSIGNIA CDTI 16V INSIGNIA SPORT TOURER CDTI 16V INSIGNIA 4x4 CDTI 16V INSIGNIA CDTI 16V INSIGNIA SP TOURER CDTI 4x4 16V INSIGNIA SPORT TOURER CDTI 16V (DOHC) (No: C1000001>)	1956	110	A20DTL	7	2008				
VX220 i 16V (DOHC) (No: <T1144979)	2198	147	Z22SE	9	2000		7 2005	<p>77026900</p>	
VX220 i 16V (DOHC) (No: 11144980>)	2198	147	Z22SE	9	2000		7 2005	<p>77026900</p>	
ASTRA G 16V VECTRA B 16V SPEEDSTER 16V ZAFIRA A 16V VECTRA C 16V (DOHC) (TAPA CULATA METAL)	2198	147	Z22SE	9	2000		2005 2005 2008	<p>77026900</p>	
ASTRA G 16V SPEEDSTER 16V ZAFIRA A 16V VECTRA C 16V (DOHC) (TAPA CULATA PLASTICO)	2198	147	Z22SE	9	2000		2005 2005 2008	<p>77026900</p>	
DIESEL 116 MOVANO B CDTI FWD 16V MOVANO B CDTI FWD 16V MOVANO B CDTI 16V MOVANO B CDTI 16V MOVANO B CDTI FWD 16V MOVANO B VAN CDTI 16V MOVANO B VAN CDTI 16V MOVANO B CDTI 16V MOVANO B CDTI 16V MOVANO B CDTI FWD 16V MOVANO B VAN CDTI 16V MOVANO B VAN CDTI 16V MOVANO B CDTI 16V MOVANO B VAN CDTI 16V MOVANO B CDTI 16V MOVANO B VAN CDTI 16V MOVANO B CDTI 16V MOVANO B VAN CDTI 16V MOVANO B VAN CDTI 16V MOVANO B CDTI 16V MOVANO B VAN CDTI 16V (DOHC)	2299	146	M9T-708	5	2010		<p>77019400</p>		
DIESEL 117 OMEGA B DTI 24V (DOHC)	2497	150	Y25TD		2001			<p>77015300</p>	
ANTARA V6 24V (DOHC)	2997	258	A30XH	11	2010			12 2015	<p>77019600 (4819392, 12647263)</p>






	c.c.	(CV) (HP)				REFERENCIA JUEGO DE JUNTAS COLECTOR DE ADMISIÓN INTAKE MANIFOLD GASKET SET PART NUMBER																												
				→	←																													
DIESEL 309 305 205 J5 405 EXPRESS 405 TD 306 TD 306 BOXER 405 BOXER EXPERT 406 TD 806 TD BOXER TD EXPERT TD EXPERT PARTNER	13					<p>77028700</p>																												
							DIESEL BOXER TD 406 TD 406 TD EXPERT TD EXPERT TD 406 BREAK TD 806 TD 306 BREAK TD 306 TD (SOHC/OHC)	14					<p>77028700</p>																					
														DIESEL 407 HDI 16V 308 SW HDI 16V 407 16V 407 HDI 16V 407 SW 16V 308 CC 16V 308 CC HDI 16V 308 HDI 16V 508 16V 508 SW 16V 508 16V 508 SW 16V (DOHC)	15					<p>77000400</p>														
																					DIESEL 407 16V 407 HDI 16V 407 SW 16V 407 SW HDI 16V 607 16V 807 HDI 16V 807 16V 807 HDI 16V 807 HDI 16V 807 HDI 16V 607 HDI 16V 4007 16V 4007 HDI 16V 407 16V 407 HDI 16V 407 HDI 16V 407 SW 16V 407 SW HDI 16V 407 SW HDI 16V 4007 HDI 16V 508 16V 508 SW 16V (DOHC)	16					<p>77000400</p>							
																												DIESEL BOXER 3 HDI 16V BOXER 3 HDI 16V BOXER 16V BOXER 16V BOXER 3 HDI 16V MANAGER 16V (DOHC)	17					<p>77027900</p>

	c.c.	(CV) (HP)		  		REFERENCIA JUEGO DE JUNTAS COLECTOR DE ADMISIÓN INTAKE MANIFOLD GASKET SET PART NUMBER






	c.c.	(CV) (HP)				REFERENCIA JUEGO DE JUNTAS COLECTOR DE ADMISIÓN INTAKE MANIFOLD GASKET SET PART NUMBER
				→	←	
DIESEL 218 TD 218 TD 418 TD 418 TD TOURER TD TOURER TD	1	1769 88	XUD7T	1991	1996	 77028700
		1769 88	XUD7E(A&A)	1991	1996	
		1769 88	XUD7T	1991	1996	
		1769 88	XUD7TE(A&A)	1991	1996	
		1769 88	XUD7T	1996	1996	
		1769 88	XUD7TE	1996	1996	
DIESEL 218 418	2	1905 67	XUD9A(D9B)	1991	1996	 77028700
		1905 67	XUD9A(D9B)	1991	1996	

	c.c.	(CV) (HP)		  		REFERENCIA JUEGO DE JUNTAS COLECTOR DE ADMISIÓN INTAKE MANIFOLD GASKET SET PART NUMBER

	c.c.	(CV) (HP)				REFERENCIA JUEGO DE JUNTAS COLECTOR DE ADMISIÓN INTAKE MANIFOLD GASKET SET PART NUMBER			
				→	←				
DIESEL 9-3 16V 9-3 CABRIO 16V 9-3 CROSS 16V 9-3 16V 9-3 CABRIO 16V 9-3 CROSS 16V 9-3X 16V 9-3X 16V (DOHC)	1	1910 160	A19DTR	12	2007	 77016100 (68093452AA, 71753077, 71754211)			
		1910 160	A19DTR	12	2007				
		1910 160	A19DTR	12	2007				
		1910 180	Z19DTR	12	2007				
		1910 180	Z19DTR	12	2007				
		1910 180	Z19DTR	12	2007				
		1910 180	A19DTR	2	2009				
		1910 180	Z19DTR	2	2009				
		DIESEL 9-5 16V 9-5 16V 9-5 XWD 16V (DOHC)	2	1956 160	A20DTH		5	2010	 77015000 (55580012, 850336)
				1956 190	A20DTR		5	2010	
				1956 190	A20DTR		5	2010	
					1	2012	 77016100 (68093452AA, 71753077, 71754211)		

	c.c.	(CV) (HP)		  		REFERENCIA JUEGO DE JUNTAS COLECTOR DE ADMISIÓN INTAKE MANIFOLD GASKET SET PART NUMBER






	c.c.	(CV) (HP)						REFERENCIA JUEGO DE JUNTAS COLECTOR DE ADMISIÓN INTAKE MANIFOLD GASKET SET PART NUMBER
				→			←	
AURA V6 VUE AWD V6 VUE V6 (OHV)	1 ■ 3510 ■ 3510 ■ 3510	222 218 218	LZ4 LZ4 LZ4	9 9 9	2006 2007 2007	12 12 12	2008 2010 2010	 77056700 (19179756)
RELAY AWD V6 RELAY V6 RELAY V6 (OHV)	2 ■ 3880 ■ 3880 ■ 3880	243 243 243	LZ9 LGD LZ9	9 9 9	2006 2006 2006	12 12 12	2007 2007 2007	 77056700 (19179756)

	c.c.	(CV) (HP)		  		REFERENCIA JUEGO DE JUNTAS COLECTOR DE ADMISIÓN INTAKE MANIFOLD GASKET SET PART NUMBER






	C.C.	(CV) (HP)				REFERENCIA JUEGO DE JUNTAS COLECTOR DE ADMISIÓN INTAKE MANIFOLD GASKET SET PART NUMBER					
				→	←						
Mii ENTRY Mii REFERENCE Mii STYLE Mii REFERENCE Mii STYLE Mii Mii ENTRY Mii REFERENCE Mii STYLE Mii Mii ENTRY Mii REFERENCE Mii STYLE LEON COMBI TSI LEON CROSS COMBI ST TSI LEON SC TSI LEON ST TSI LEON TSI ATECA TSI (DOHC)	1	999 60	CHYA	10	2011			 77015400			
		999 60	CHYA	10	2011						
		999 60	CHYA	10	2011						
		999 75	CHYB	10	2011						
		999 75	CHYB	10	2011						
		999 68	CPGA	11	2012	5	2013				
		999 68	CPGA	11	2012	5	2013				
		999 68	CPGA	11	2012	5	2013				
		999 68	CPGA	5	2013						
		999 68	CPGA	5	2013						
		999 68	CPGA	5	2013						
		999 68	CPGA	5	2013						
		999 115	CHZD	5	2015						
		999 115	CHZD	5	2015						
		999 115	CHZD	5	2015						
		999 115	CHZD	5	2015						
		999 115	CHZJ	5	2016						
		TOLEDO CORDOBA IBIZA TOLEDO INCA	2	1595 72	EZ	5	1991		9	1991	 77015100
1595 75	1F			9	1994	6	1999				
1595 75	1F			9	1994	6	1999				
1595 75	1F			9	1994	12	1996				
1595 75	1F			11	1995	5	1997				
INCA (SOHC/OHC)	3	1595 75	1F	11	1995	5	1998	 77015100			
CORDOBA IBIZA II TOLEDO CORDOBA VARIO (SOHC/OHC) (No: <6K-W-143181)	4	1595 75	1F	9	1994	9	1999	 77015100			
		1595 75	1F	9	1994	6	1999				
		1595 75	1F	1	1997	3	1999				
		1595 75	1F	5	1997	6	1999				
CORDOBA IBIZA II TOLEDO CORDOBA VARIO (SOHC/OHC) (No: 6K-W-143182>)	5	1595 75	1F	9	1994	9	1999	 77015100			
		1595 75	1F	9	1994	6	1999				
		1595 75	1F	1	1997	3	1999				
		1595 75	1F	5	1997	6	1999				
LEON ST SRE 16V (DOHC)	6	1598 110	CWVA	5	2015			 77015400			
DIÉSEL IBIZA REFERENTE 16V IBIZA SPORT 16V IBIZA STYLANCE 16V ALTEA TDI 16V IBIZA ST REFERENTE 16V IBIZA ST SPORT 16V IBIZA ST STYLANCE 16V IBIZA REFERENTE 16V IBIZA SPORT 16V IBIZA ST REFERENTE 16V IBIZA ST SPORT 16V IBIZA ST STYLANCE 16V IBIZA STYLANCE 16V IBIZA FR 16V IBIZA FR 16V IBIZA ST FR 16V IBIZA ST FR 16V (DOHC)	7	1598 105	CAYC	5	2009			 77028000			
		1598 105	CAYC	5	2009	3	2012				
		1598 105	CAYC	5	2009						
		1598 105	CAYC	10	2009						
		1598 105	CAYC	3	2010						
		1598 105	CAYC	3	2010	3	2012				
		1598 105	CAYC	3	2010						
		1598 105	CLNA	5	2010						
		1598 105	CLNA	5	2010						
		1598 105	CLNA	5	2010	3	2012				
		1598 105	CLNA	5	2010						
		1598 105	CLNA	5	2010						
		1598 105	CLNA	2	2012						
		1598 105	CAYC	2	2012						
		1598 105	CAYC	2	2012						
		1598 105	CLNA	2	2012						
		DIÉSEL LEON TDI 16V LEON TDI 16V IBIZA V SPORTCOUPE TDI 16V IBIZA V SPORTCOUPE TDI 16V IBIZA V TDI 16V IBIZA V TDI 16V ALTEA TDI 16V ALTEA TDI 16V ALTEA XL TDI 16V ALTEA XL TDI 16V LEON TDI 16V LEON TDI 16V TOLEDO IV TDI 16V TOLEDO IV TDI 16V TOLEDO IV TDI 16V TOLEDO IV TDI 16V TOLEDO IV TDI 16V TOLEDO IV TDI 16V TOLEDO IV TDI 16V (DOHC) (Check with oem number head cover)	8	1598 105	CAYC	2	2010				 77028000
				1598 105	CAYC	2	2010				
				1598 75	CAYA	5	2010		6	2010	
1598 75	CAYA			5	2010	6	2010				
1598 75	CAYA			5	2010	6	2010				
1598 75	CAYA			5	2010	6	2010				
1598 90	CAYB			5	2010						
1598 90	CAYB			5	2010						
1598 90	CAYB			5	2010						
1598 90	CAYB			5	2010						
1598 90	CAYB			5	2010						
1598 90	CAYB			5	2010						
1598 105	CAYC			7	2012						
1598 105	CLNA			7	2012						
1598 105	CAYC			7	2012						
1598 105	CLNA			7	2012						
1598 90	CAYB			6	2013						
1598 90	CAYB			6	2013						

	c.c.	(CV) (HP)						REFERENCIA JUEGO DE JUNTAS COLECTOR DE ADMISIÓN INTAKE MANIFOLD GASKET SET PART NUMBER
				→	←			
TOLEDO IBIZA TOLEDO CORDOBA IBIZA	1781 1781 1781 1781 1781	90 90 90 90 90	RP ABS ABS ABS ACC	5 2 2 9 3	1991 1993 1993 1993 1995	11 8 6 8 6	1993 1994 1997 1994 1999	 77015100
CORDOBA (No: <6K-W-143-181)	1781	90	ACC	3	1995	6	1999	 77015100
CORDOBA IBIZA TOLEDO (No: <935645)	1781 1781 1781	90 90 90	ABS ABS ABS	8 8 8	1993 1993 1993	7 7 7	1994 1994 1994	 77015100
CORDOBA (No: <6K-W-143-182>)	1781	90	ACC	3	1995	6	1999	 77015100
IBIZA IBIZA CORDOBA CORDOBA TOLEDO ABS (No: <935646>) ADZ (No: <011566>)	1781 1781 1781 1781 1781	90 90 90 90 90	ABS ADZ ADZ ABS ADZ	2 2 9 9 7	1993 1993 1993 1993 1994	6 6 6 6 3	1999 1999 1999 1999 1999	 77015100
TOLEDO V5 10V (DOHC)	2324	150	AGZ	10	1998	11	2000	 77027800

	c.c.	(CV) (HP)				REFERENCIA JUEGO DE JUNTAS COLECTOR DE ADMISIÓN INTAKE MANIFOLD GASKET SET PART NUMBER
				→	←	
1 CITIGO CITIGO CITIGO FABIA FABIA FABIA CROSS FABIA CROSS OCTAVIA III COMBI TSI OCTAVIA III TSI (DOHC)	999	60	CHYA	10	2011	
	999	75	CHYB	10	2011	
	999	68	CPGA	11	2012	
	999	60	CHYA	8	2014	
	999	75	CHYB	8	2014	
	999	60	CHYA	10	2014	
	999	75	CHYB	10	2014	
	999	115	CHZD	5	2016	
	999	115	CHZD	5	2016	
	2 DIESEL RAPID TDI 16V (DOHC)	1498	103	CWXB	10	
3 OCTAVIA 16V OCTAVIA CROSS 16V YETI 16V FABIA III 16V FABIA III CROSS 16V RAPID 16V RAPID SRE 16V (DOHC)	1598	110	CWVA	1	2014	
	1598	110	CWVA	1	2014	
	1598	110	CWVA	1	2014	
	1598	110	CWVA	1	2015	
	1598	110	CWVA	1	2015	
	1598	110	CWVA	5	2015	
	1598	90	CWVB	6	2015	
4 DIESEL OCTAVIA TDI 16V FABIA TDI 16V ROOMSTER TDI 16V FABIA TDI 16V ROOMSTER TDI 16V FABIA TDI 16V SUPERB TDI 16V RAPID TDI 16V RAPID SPACEBACK TDI 16V (DOHC)	1598	105	CAYC	6	2009	
	1598	105	CAYC	3	2010	
	1598	105	CAYC	3	2010	
	1598	90	CAYB	3	2010	
	1598	90	CAYB	3	2010	
	1598	75	CAYA	4	2010	
	1598	105	CAYC	9	2010	
	1598	105	CLNA	10	2011	
	1598	105	CLNA	7	2012	
	5 DIESEL YETI TDI 16V YETI TDI 16V RAPID SPACEBACK TDI 16V RAPID SPACEBACK TDI 16V RAPID TDI 16V RAPID TDI 16V RAPID SPACEBACK TDI 16V RAPID SPACEBACK TDI 16V RAPID TDI 16V RAPID TDI 16V (DOHC) (Check with oem number head cover)	1598	105	CAYC	11	
1598		105	CAYC	11	2010	
1598		105	CAYC	7	2012	
1598		105	CAYC	7	2012	
1598		105	CAYC	7	2012	
1598		105	CAYC	7	2012	
1598		105	CAYB	8	2013	
1598		105	CAYB	8	2013	
1598		105	CAYB	8	2013	
1598		105	CAYB	8	2013	
1598		105	CAYB	8	2013	
1598		105	CAYB	8	2013	

	c.c.	(CV) (HP)		  		REFERENCIA JUEGO DE JUNTAS COLECTOR DE ADMISIÓN INTAKE MANIFOLD GASKET SET PART NUMBER






	c.c.	(CV) (HP)				REFERENCIA JUEGO DE JUNTAS COLECTOR DE ADMISIÓN INTAKE MANIFOLD GASKET SET PART NUMBER		
				→	←			
1 PULSE PULSE CITY COUPE SMART SMART CITY COUPE CITY COUPE CABRIO CABRIO CABRIO CITY COUPE PULSE SMART SMART PULSE CROSSBLADE CITY COUPE CITY COUPE CITY COUPE FORTWO CABRIO FORTWO COUPE (SOHC/OHC)	599	45	SUPREX-T	8	1996	 77003600		
	599	54	SUPREX-T	8	1996			
	599	45	160 E6AL B04	7	1998		1 2004	
	599	45	SUPREX-T	7	1998			
	599	54	SUPREX-T	7	1998			
	599	55	160.910	7	1998		1 2004	
	599	55	160 E6AL B03	7	1998		1 2004	
	599	55	160 E6AL B03	3	2000		1 2004	
	599	61	160.910	3	2000		1 2004	
	599	61	160 E6AL B05	1	2001		1 2004	
	599	61	160 E6AL B05	1	2001		1 2004	
	599	61	SUPREX-T	1	2001			
	599	61	SUPREX-T	1	2001			
	599	70	SUPREX-T	3	2001			
	599	70	SUPREX-T	2	2002			
	599	71	M 160.910	6	2002		12 2003	
	599	55	450.300	1	2003		1 2004	
	599	70	450.332	1	2003		1 2004	
	599	61	160.910	1	2004		12 2006	
	599	61	160.910	1	2004		2 2007	
	2 CITY COUPE FORTWO CABRIO FORTWO COUPE FORTWO PASSION (SOHC/OHC)	698	61	450.330	1		2003	1 2004
		698	61	160.920	1		2004	1 2007
		698	61	160.920	1		2004	1 2007
		698	61	160.920	1		2004	1 2007
		698	61	160.920	1		2004	1 2007






	c.c.	(CV) (HP)		  		REFERENCIA JUEGO DE JUNTAS COLECTOR DE ADMISIÓN INTAKE MANIFOLD GASKET SET PART NUMBER

	c.c.	(CV) (HP)						REFERENCIA JUEGO DE JUNTAS COLECTOR DE ADMISIÓN INTAKE MANIFOLD GASKET SET PART NUMBER
				→	←			
DIESEL LIANA D 16V (DOHC)	1398	90	8HY	4	2004			 77015200
DIESEL SX4 D 16V SX4 DDIS 16V (DOHC)	1560 1560	90 90	9HY 9HX	4 4	2007 2007			 77015200
DIESEL SX4 S-CROSS DDIS 16V SX4 S-CROSS DDIS ALLGRIP 16V (DOHC)	1598 1598	120 120	D16AA D16AA	8 8	2013 2013			 77015000 (55580012, 850336) 77016100 (68093452AA, 71753077, 71754211)
DIESEL VITARA DDIS 16V VITARA DDIS ALLGRIP 16V (DOHC)	1598 1598	120 120	D16AA D16AA	2 2	2015 2015			 77016100 (68093452AA, 71753077, 71754211)
DIESEL ESTEEM TD VITARA TD SAMURAI TD BALENO TD	1905 1905 1905 1905	75 75 63 75	XUD9TE XUD9TE XUD9T(DHU) XUD9TE	4	1996 1998 1998	5	2001 2000 2002	 77028700
DIESEL VITARA D (SOHC/OHC)	1905	68	XUD9		1995		1996	 77028700
DIESEL SX4 D 16V (DOHC)	1956	135	D20AA	7	2009			 77015000 (55580012, 850336)
GRAND ESCUDO (J420) 16V GRAND ESCUDO (J420) 4x4 16V GRAND NOMADE (J420) 16V GRAND NOMADE (J420) 4x4 16V GRAND VITARA II (J420) 16V GRAND VITARA II (J420) 4x4 16V (DOHC)	1995 1995 1995 1995 1995 1995	140 140 140 140 140 140	J20A J20A J20A J20A J20A J20A	10 10 10 10 10 10	2005 2005 2005 2005 2005 2005	2 2 2 2 2 2	2015 2015 2015 2015 2015 2015	 77029000






	c.c.	(CV) (HP)				REFERENCIA JUEGO DE JUNTAS COLECTOR DE ADMISIÓN INTAKE MANIFOLD GASKET SET PART NUMBER
				→	←	

	c.c.	(CV) (HP)				REFERENCIA JUEGO DE JUNTAS COLECTOR DE ADMISIÓN INTAKE MANIFOLD GASKET SET PART NUMBER
				→	←	
DIESEL HORIZON	1769	60	XUD7	1984	1986	 77028700
DIESEL HORIZON	1905	65	XUD9	1983	1986	 77028700






	c.c.	(CV) (HP)		  		REFERENCIA JUEGO DE JUNTAS COLECTOR DE ADMISIÓN INTAKE MANIFOLD GASKET SET PART NUMBER

	c.c.	(CV) (HP)		  		REFERENCIA JUEGO DE JUNTAS COLECTOR DE ADMISIÓN INTAKE MANIFOLD GASKET SET PART NUMBER






	C.C.	(CV) (HP)				REFERENCIA JUEGO DE JUNTAS COLECTOR DE ADMISIÓN INTAKE MANIFOLD GASKET SET PART NUMBER					
				→	←						
UP UP BLUE MOTION UP UP BLUE MOTION UP ECOFUEL UP ECOFUEL UP BLUE CROSS POLO POLO VAN POLO POLO VAN POLO TSI POLO TSI POLO VAN TSI LOAD UP LOAD UP ECOFUEL GOLF VII SPORTVAN TSI GOLF VII TSI GOLF VII VARIANT TSI GOLF VII SPORTVAN TSI GOLF VII TSI GOLF VII VARIANT TSI CADDY ALLTRACK CROSS TSI CADDY ALLTRACK KOMBI TSI CADDY IV CROSS TSI CADDY IV KOMBI TSI LOAD UP TSI UP TSI GOLF VII TSI GOLF VII VARIANT TSI GOLF VII SPORTVAN TSI (DOHC)	1	999 60	CHYA	8	2011			 77015400			
		999 60	CHYA	8	2011						
		999 75	CHYB	8	2011						
		999 75	CHYB	8	2011						
		999 68	CPGA	11	2012	5	2013				
		999 68	CPGA	5	2013						
		999 75	CHYB	5	2013						
		999 60	CHYA	1	2014						
		999 60	CHYA	1	2014						
		999 75	CHYB	1	2014						
		999 75	CHYB	1	2014						
		999 110	CHZC	11	2014						
		999 95	CHZB	11	2014						
		999 95	CHZB	11	2014						
		999 60	CHYA	12	2014						
		999 68	CPGA	12	2014						
		999 115	CHZD	5	2015	10	2015				
		999 115	CHZD	5	2015	10	2015				
		999 115	CHZD	5	2015	10	2015				
		999 115	CHZD	10	2015						
		999 115	CHZD	10	2015						
		999 102	CHZG	11	2015						
		999 102	CHZG	11	2015						
		999 102	CHZG	11	2015						
		999 90	CHZA	5	2016						
		999 90	CHZA	5	2016						
		999 110	CHZC	11	2016						
		999 110	CHZC	11	2016						
		999 110	CHZC	5	2017						
		PASSAT PASSAT SANTANA SANTANA PASSAT PASSAT SANTANA SANTANA	2	1296 60	EU	9	1981		7	1983	 77015100
				1296 60	EP	9	1981		7	1983	
1296 60	EP			9	1981	7	1983				
1296 60	EU			9	1981	7	1983				
1296 60	EU			8	1983	4	1988				
1296 60	EP			8	1983	4	1988				
PASSAT PASSAT DASHER (USA) DASHER (USA) (No: 325200001>)	3	1296 55/40	ZA	8	1974		1978	 77015100			
		1296 55/40	ZF	8	1974		1978				
		1296 55/60	ZF	8	1974		1978				
		1296 55/60	ZA	8	1974		1978				
CADDY CADDY CADDY GOLF GOLF SCIROCCO SCIROCCO SCIROCCO SCIROCCO DASHER (USA) DASHER (USA) DASHER (USA) PASSAT PASSAT PASSAT JETTA	4	1457 70	EH	8	1975	7	1984	 77015100			
		1457 70	GH	8	1975	7	1984				
		1457 70	JB	8	1975	7	1984				
		1457 70	JB	8	1975	7	1984				
		1457 70	EH	8	1975	7	1984				
		1457 70	EH	8	1975	7	1984				
		1457 70	GH	8	1975	7	1984				
		1457 70	JB	8	1975	7	1984				
		1457 70-85	FT	8	1975	7	1980				
		1457 70-85	FV	8	1975	7	1980				
		1457 70-85	YP	8	1975	7	1980				
		1457 70-85	FV	8	1975	7	1980				
		1457 70-85	YP	8	1975	7	1980				
		1457 70-85	FT	8	1975	7	1980				
		1457 70	FT	8	1976	7	1984				
		DASHER (USA) DASHER (USA) DASHER (USA) PASSAT PASSAT PASSAT GOLF GOLF GOLF GOLF RABBIT RABBIT RABBIT RABBIT RABBIT SCIROCCO SCIROCCO SCIROCCO SCIROCCO	5	1471 65-85	ZC	8	1974		7	1975	 77015100
1471 65-85	YJ			8	1974	7	1975				
1471 65-85	FL			8	1974	7	1975				
1471 65-85	YJ			8	1974	7	1975				
1471 65-85	FL			8	1974	7	1975				
1471 65-85	ZC			8	1974	7	1975				
1471 75/85	FB			8	1974	7	1975				
1471 75/85	FD			8	1974	7	1975				
1471 75/85	FH			8	1974	7	1975				
1471 75/85	FK			8	1974	7	1975				
1471 75/85	FB			8	1974	7	1975				
1471 75/85	FD			8	1974	7	1975				
1471 75/85	FH			8	1974	7	1975				
1471 75/85	FK	8	1974	7	1975						
1471 75/85	FB	8	1974	7	1975						
1471 75/85	FD	8	1974	7	1975						
1471 75/85	FK	8	1974	7	1975						
1471 75/85	FK	8	1974	7	1975						
DIESEL DASHER D GOLF D PASSAT D RABBIT D	6	1472 50	CK	8	1975	7	1980	 77015100			
		1472 50	CK	8	1975	7	1980				
		1472 50	CK	8	1976	7	1980				
		1472 50	CK	8	1976	7	1980				

	c.c.	(CV) (HP)		  		REFERENCIA JUEGO DE JUNTAS COLECTOR DE ADMISIÓN INTAKE MANIFOLD GASKET SET PART NUMBER

	C.C.	(CV) (HP)				REFERENCIA JUEGO DE JUNTAS COLECTOR DE ADMISIÓN INTAKE MANIFOLD GASKET SET PART NUMBER
				→	←	
DIESEL S40 16V V50 16V C30 16V S80 16V V70 16V (DOHC)	1	1560	109	D4164T	2005	 77015200
		1560	109	D4164T	2005	
		1560	109	D4164T	2006	
		1560	109	D4164T	2010	
		1560	109	D4164T	2010	
DIESEL S40 16V V50 16V C30 16V (DOHC)	2	1997	136	D4204T	2004	 77000400
		1997	136	D4204T	2004	
		1997	136	D4204T	2006	
S80 24V V70 24V S80 T6 24V XC60 24V XC70 T6 24V S80L 24V XC70 24V XC60 T6 24V XC60 T6 R-DESIGN 24V XC70 II T6 AWD 24V XC60 T6 AWD 24V S60 24V V60 T6 AWD 24V S80 II T6 AWD 24V S60 T6 24V XC60 T6 R-DESIGN 24V V70 III T6 AWD 24V S60 T6 R-DESIGN 24V XC60 T6 R-DESIGN 24V S60 T6 AMBITION 24V S60 T6 R-DESIGN 24V S60 II T6 AWD 24V S60 II T6 AWD 24V V60 T6 AWD 24V V60 T6 AWD 24V XC60 T6 AWD 24V XC60 T6 AWD 24V S60 II T6 AWD 24V V60 T6 AWD 24V XC60 T6 AWD 24V S60 T6 AWD 24V V60 T6 AWD 24V XC60 T6 AWD 24V S60 II T6 AWD 24V V60 T6 AWD 24V XC60 T6 OCEAN RACE 24V XC60 T6 PLATINUM 24V XC60 T6 PREMIER 24V S60 T6 R-DESIGN 24V S60 T6 R-DESIGN PLATINUM 24V V60 T6 R-DESIGN 24V V60 T6 R-DESIGN PLATINUM 24V XC60 T6 R-DESIGN 24V XC60 T6 R-DESIGN PLATINUM 24V S60 T6 POLESTAR 24V V60 T6 POLESTAR 24V (DOHC)	3	2953	286	B6304T2	1	 77004000
		2953	286	B6304T2	8	
		2953	286	B6304T2	2007	
		2953	286	B6304T2	2008	
		2953	286	B6304T2	5	
		2953	286	B6304T2	2008	
		2953	285	B6304T2	2009	
		2953	286	B6304T2	2009	
		2953	286	B6304T2	2009	
		2953	286	B6304T2	2010	
		2953	286	B6304T2	2010	
		2953	305	B6304T4	1	
		2953	305	B6304T4	3	
		2953	304	B6304T4	4	
		2953	305	B6304T4	9	
		2953	305	B6304T4	10	
		2953	300	B6304T4	2011	
		2953	300	B6304T4	2011	
		2953	305	B6304T4	4	
		2953	305	B6304T4	2012	
		2953	300	B6304T4	2012	
		2953	325	B6304T4	2014	
		2953	325	B6304T4	2014	
		2953	325	B6304T4	2014	
		2953	329	B6304T4	4	
		2953	329	B6304T3	4	
		2953	329	B6304T3	4	
		2953	329	B6304T3	4	
		2953	329	B6304T4	4	
		2953	329	B6304T4	4	
		2953	329	B6304T3	4	
		2953	329	B6304T3	4	
		2953	351	B6304T5	5	
		2953	351	B6304T5	5	
		2953	351	B6304T5	7	
		2953	304	B6304T4	2014	
		2953	300	B6304T4	2015	
		2953	300	B6304T4	2015	
		2953	300	B6304T4	2015	
		2953	325	B6304T4	2015	
		2953	325	B6304T4	2015	
		2953	325	B6304T4	2015	
		2953	325	B6304T4	2015	
		2953	325	B6304T4	2015	
		2953	325	B6304T4	2015	
		2953	345	B6304T5	2015	
		2953	345	B6304T5	2015	

	c.c.	(CV) (HP)		  		REFERENCIA JUEGO DE JUNTAS COLECTOR DE ADMISIÓN INTAKE MANIFOLD GASKET SET PART NUMBER

	c.c.	(CV) (HP)				REFERENCIA JUEGO DE JUNTAS COLECTOR DE ADMISIÓN INTAKE MANIFOLD GASKET SET PART NUMBER	
				→	←		
KORAL (SOHC/OHC)	1124	60	TU1JP	10	2002	11 2008	 77013200

	c.c.	(CV) (HP)		  		REFERENCIA JUEGO DE JUNTAS COLECTOR DE ADMISIÓN INTAKE MANIFOLD GASKET SET PART NUMBER

REFERENCIA AJUSA - PÁGINA N° / BLOQUE

AJUSA REFERENCE - PAGE N° / BOX

AJUSA Nr. - SEITE Nr. / BLOCK

REFERÊNCIA AJUSA - PAGINA N° / BLOCO

НАИМЕНОВАНИЕ AJUSA - № СТР./ КВАДРАТ

AJUSA编号-页数

مرجع أجوسا - صفحة - كتلة

REFERENCIA REFERENCE	FABRICANTE MANUFACTURER	PÁGINA PAGE	BLOQ. BOX	REFERENCIA REFERENCE	FABRICANTE MANUFACTURER	PÁGINA PAGE	BLOQ. BOX	REFERENCIA REFERENCE	FABRICANTE MANUFACTURER	PÁGINA PAGE	BLOQ. BOX	REFERENCIA REFERENCE	FABRICANTE MANUFACTURER	PÁGINA PAGE	BLOQ. BOX
77000400	CITROEN	37	17	77015000	CHRYSLER	30	4	77015400	AUDI	6	1	77027300	MINI	84	2
77000400	CITROEN	37	18	77015000	CHRYSLER	30	5	77015400	SEAT	104	1	77027300	MINI	84	3
77000400	CITROEN	37	19	77015000	FIAT	42	17	77015400	SEAT	104	6	77027300	PEUGEOT	94	10
77000400	FIAT	42	25	77015000	FIAT	42	21	77015400	SKODA	106	1	77027300	PEUGEOT	94	11
77000400	FORD	45	4	77015000	HOLDEN	54	1	77015400	SKODA	106	3	77027400	MERCEDES	80	3
77000400	FORD	46	7	77015000	LANCIA	70	4	77015400	VOLKSWAGEN	116	1	77027600	MERCEDES (IND.)	82	1
77000400	JAGUAR	62	1	77015000	LANCIA	70	5	77015400	VOLKSWAGEN	119	16	77027500	FORD	46	9
77000400	LANCIA	70	9	77015000	LANCIA	70	7	77016100	ALFA ROMEO	4	4	77027500	FORD (IND.)	50	3
77000400	LAND ROVER	72	1	77015000	LANCIA	70	8	77016100	ALFA ROMEO	4	5	77027600	GM-CHEVROLET	52	1
77000400	MITSUBISHI	86	3	77015000	OPEL	90	6	77016100	ALFA ROMEO	4	6	77027600	OPEL	90	2
77000400	PEUGEOT	95	15	77015000	OPEL	90	7	77016100	ALFA ROMEO	4	7	77027700	VOLKSWAGEN	122	34
77000400	PEUGEOT	95	16	77015000	OPEL	90	8	77016100	CHEVROLET	24	1	77027700	VOLKSWAGEN	122	35
77000400	VOLVO	124	2	77015000	OPEL	90	9	77016100	CHRYSLER	30	4	77027800	SEAT	105	14
77000700	ALFA ROMEO	4	1	77015000	OPEL	91	10	77016100	CHRYSLER	30	5	77027800	VOLKSWAGEN	121	32
77000700	CHRYSLER	30	1	77015000	OPEL	91	11	77016100	FIAT	42	17	77027900	CITROEN	37	20
77000700	FIAT	40	1	77015000	SAAB	100	2	77016100	FIAT	42	18	77027900	FIAT	43	26
77000700	FIAT	40	2	77015000	SUZUKI	110	3	77016100	FIAT	42	19	77027900	FORD	46	6
77000700	LANCIA	70	1	77015000	SUZUKI	110	7	77016100	FIAT	42	21	77027900	FORD	46	8
77000900	ALFA ROMEO	4	2	77015100	AUDI	6	2	77016100	FIAT	42	22	77027900	FORD (IND.)	50	1
77000900	ALFA ROMEO	4	3	77015100	AUDI	6	3	77016100	FIAT	42	23	77027900	FORD (IND.)	50	2
77000900	CHRYSLER	30	2	77015100	AUDI	6	4	77016100	FIAT	42	24	77027900	FORD (IND.)	50	4
77000900	CHRYSLER	30	3	77015100	AUDI	6	5	77016100	HOLDEN	54	1	77027900	PEUGEOT	95	17
77000900	DODGE	38	1	77015100	AUDI	6	6	77016100	JEEP	64	5	77028000	AUDI	6	11
77000900	FIAT	40	7	77015100	AUDI	6	7	77016100	JEEP	64	6	77028000	AUDI	7	12
77000900	FIAT	40	8	77015100	AUDI	6	8	77016100	JEEP	64	7	77028000	SEAT	104	7
77000900	JEEP	64	4	77015100	AUDI	6	9	77016100	JEEP	64	8	77028000	SEAT	104	8
77000900	LANCIA	70	2	77015100	AUDI	6	10	77016100	LANCIA	70	4	77028000	SKODA	106	2
77000900	OPEL	90	3	77015100	AUDI	7	13	77016100	LANCIA	70	5	77028000	SKODA	106	4
77001200	LANCIA	70	10	77015100	AUDI	7	14	77016100	LANCIA	70	6	77028000	SKODA	106	5
77001400	CHRYSLER	30	6	77015100	SEAT	104	2	77016100	LANCIA	70	8	77028000	VOLKSWAGEN	117	7
77001400	DODGE	38	2	77015100	SEAT	104	3	77016100	OPEL	90	6	77028000	VOLKSWAGEN	117	8
77001400	JEEP	64	9	77015100	SEAT	104	4	77016100	OPEL	90	8	77028000	VOLKSWAGEN	119	18
77001400	LANCIA	70	11	77015100	SEAT	104	5	77016100	OPEL	90	9	77028000	VOLKSWAGEN	120	19
77003300	CITROEN	34	1	77015100	SEAT	105	9	77016100	OPEL	91	10	77028100	BMW	8	6
77003300	CITROEN	34	3	77015100	SEAT	105	10	77016100	OPEL	91	11	77028100	BMW	11	13
77003300	JEEP	64	2	77015100	SEAT	105	11	77016100	SAAB	100	1	77028100	BMW	11	14
77003300	OPEL	90	1	77015100	SEAT	105	12	77016100	SAAB	100	2	77028100	BMW	11	15
77003300	PEUGEOT	92	1	77015100	SEAT	105	13	77016100	SUZUKI	110	3	77028100	BMW	12	16
77003300	PEUGEOT	92	3	77015100	VOLKSWAGEN	116	2	77016100	SUZUKI	110	4	77028100	BMW	14	22
77003300	PEUGEOT	92	4	77015100	VOLKSWAGEN	116	3	77016300	ALFA ROMEO	5	8	77028100	BMW	16	29
77003300	TOYOTA	114	1	77015100	VOLKSWAGEN	116	4	77018200	FIAT	41	10	77028200	MITSUBISHI	86	1
77003600	SMART	108	1	77015100	VOLKSWAGEN	116	5	77018200	FIAT	41	11	77028200	MITSUBISHI	86	2
77003600	SMART	108	2	77015100	VOLKSWAGEN	116	6	77018800	FIAT	41	12	77028300	FORD	45	5
77004000	BMW	12	17	77015100	VOLKSWAGEN	117	9	77019200	VOLKSWAGEN	121	31	77028400	AUDI	7	15
77004000	BMW	13	18	77015100	VOLKSWAGEN	117	10	77019400	MERCEDES	80	2	77028400	VOLKSWAGEN	122	36
77004000	BMW	13	19	77015100	VOLKSWAGEN	118	11	77019400	NISSAN	88	1	77028500	BMW	8	4
77004000	BMW	13	20	77015100	VOLKSWAGEN	118	12	77019400	OPEL	91	16	77028500	BMW	8	8
77004000	BMW	14	24	77015100	VOLKSWAGEN	119	13	77019400	RENAULT	96	1	77028600	BMW	8	2
77004000	BMW	15	25	77015100	VOLKSWAGEN	119	14	77019600	CHEVROLET	24	5	77028600	BMW	8	5
77004000	BMW	15	26	77015100	VOLKSWAGEN	119	15	77019600	CHEVROLET	24	6	77028600	BMW	9	9
77004000	BMW	15	27	77015100	VOLKSWAGEN	120	20	77019600	CHEVROLET	24	9	77028600	BMW	9	10
77004000	BMW	15	28	77015100	VOLKSWAGEN	120	21	77019600	CHEVROLET	25	10	77028700	CITROEN	36	13
77004000	BMW	17	31	77015100	VOLKSWAGEN	120	22	77019600	CHEVROLET	25	11	77028700	CITROEN	36	14
77004000	BMW	18	32	77015100	VOLKSWAGEN	120	23	77019600	HOLDEN	54	3	77028700	CITROEN	37	15
77004000	BMW	19	33	77015100	VOLKSWAGEN	120	24	77019600	OPEL	91	18	77028700	CITROEN	37	16
77004000	BMW	20	34	77015100	VOLKSWAGEN	121	25	77022700	CHRYSLER	31	13	77028700	FIAT	42	20
77004000	BMW	20	35	77015100	VOLKSWAGEN	121	26	77022700	DODGE	38	9	77028700	HYUNDAI	58	1
77004000	BMW	21	36	77015100	VOLKSWAGEN	121	27	77023500	CHRYSLER	31	13	77028700	LADA	68	1
77004000	BMW	21	37	77015100	VOLKSWAGEN	121	28	77023500	DODGE	38	9	77028700	LEYLAND	76	1
77004000	BMW	22	38	77015100	VOLKSWAGEN	121	29	77023800	VOLKSWAGEN	119	17	77028700	PEUGEOT	94	12
77004000	VOLVO	124	3	77015100	VOLKSWAGEN	121	30	77024000	CHEVROLET	24	6	77028700	PEUGEOT	95	13
77005300	FIAT	40	5	77015200	CITROEN	34	7	77024000	CHEVROLET	25	10	77028700	PEUGEOT	95	14
77005300	FIAT	41	9	77015200	CITROEN	35	8	77024000	HOLDEN	54	3	77028700	ROVER GROUP	98	1
77005300	LANCIA	70	3	77015200	FIAT	41	13	77026900	CHEVROLET	24	2	77028700	ROVER GROUP	98	2
77005300	OPEL	90	4	77015200	FIAT	41	14	77026900	CHEVROLET	24	3	77028700	SUZUKI	110	5
77005500	MERCEDES	80	1	77015200	FIAT	41	15	77026900	FIAT	43	27	77028700	SUZUKI	110	6
77011600	MERCEDES (IND.)	82	2	77015200	FORD	45	3	77026900	GM-CHEVROLET	52	2	77028700	TALBOT	112	1
77011600	MERCEDES (IND.)	82	3	77015200	MAZDA	78	1	77026900	HOLDEN	54	2	77028700	TALBOT	112	2
77013200	CITROEN	34	2	77015200	MAZDA	78	2	77026900	OPEL	91	12	77029000	SUZUKI	110	8
77013200	CITROEN	34	4	77015200	MAZDA	78	3	77026900	OPEL	91	13	77032300	INFINITI	60	1
77013200	CITROEN	34	5	77015200	MINI	84	1	77026900	OPEL	91	14	77032700	FIAT	40	3
77013200	CITROEN	34	6	77015200	PEUGEOT	93	6	77026900	OPEL	91	15	77033000	FIAT	40	6
77013200	CITROEN	35	9	77015200	PEUGEOT	93	7	77027000	BMW	8	1	77033000	JEEP	64	2
77013200	CITROEN	35	10	77015200	SUZUKI	110	1	77027000	BMW	10	11	77033000	JEEP	64	3
77013200	PEUGEOT	92	2	77015200	SUZUKI	110	2	77027000	BMW	11	12	77033100	FIAT	41	16
77013200	PEUGEOT	92	5	77015200	TOYOTA	114	2	77027100	BMW	8	3	77033300	FIAT	40	4
77013200	PEUGEOT	93	8	77015200	VOLVO	124	1	77027100	BMW	8	7	77033300	JEEP	64	1
77013200	PEUGEOT	93	9	77015300	BMW	14	21	77027100	BMW	22	39	77040300	AUDI	7	16
77013200	ZASTAVA	126	1	77015300	BMW	14	23	77027200	FORD	44	1	77045300	CHRYSLER	31	14
77015000	ALFA ROMEO	4	4	77015300	BMW	16	30	77027200	FORD	44	2	77045300	CHRYSLER	31	17
77015000	ALFA ROMEO	4	6	77015300	LAND ROVER	72	2	77027300	CITROEN	36	11	77045300	CHRYSLER	32	18
77015000	CHEVROLET	24	1	77015300	OPEL	91	17	77027300	CITROEN	36	12	77045300	DODGE	39	10

REFERENCIA REFERENCE	FABRICANTE MANUFACTURER	PÁGINA PAGE	BLOQ. BOX	REFERENCIA REFERENCE	FABRICANTE MANUFACTURER	PÁGINA PAGE	BLOQ. BOX	REFERENCIA REFERENCE	FABRICANTE MANUFACTURER	PÁGINA PAGE	BLOQ. BOX	REFERENCIA REFERENCE	FABRICANTE MANUFACTURER	PÁGINA PAGE	BLOQ. BOX
77045300	DODGE	39	13	77059900	FORD	46	11								
77045300	DODGE	39	14	77059900	MAZDA	78	5								
77045300	JEEP	65	13	77060000	FORD	46	11								
77045300	JEEP	65	15	77060000	MAZDA	78	5								
77045600	CHRYSLER	31	15	77060200	CHEVROLET	25	13								
77045600	DODGE	39	11	77060400	CHEVROLET	29	37								
77045900	JEEP	64	10	77060600	CHEVROLET	29	38								
77046600	JEEP	65	11	77061400	JAGUAR	62	2								
77046800	CHRYSLER	30	7	77061600	JAGUAR	62	3								
77046800	CHRYSLER	30	8	77061700	CHEVROLET	26	21								
77046800	CHRYSLER	30	9	77061900	ACURA	2	1								
77046800	CHRYSLER	31	10	77062200	INFINITI	60	2								
77046800	CHRYSLER	31	11	77062400	INFINITI	60	3								
77046800	CHRYSLER	31	12	77064100	FORD	47	13								
77046800	DODGE	38	3	77064300	FORD	48	26								
77046800	DODGE	38	4	77064700	FORD	48	27								
77046800	DODGE	38	5	77064900	FORD	47	18								
77046800	DODGE	38	6	77065200	FORD	47	19								
77046800	DODGE	38	7	77065200	FORD	47	20								
77046800	DODGE	38	8	77065200	FORD	47	21								
77046800	JEEP	65	12	77065400	FORD	48	28								
77046800	VOLKSWAGEN	122	37	77065600	FORD	48	25								
77047500	CHRYSLER	31	16	77065900	FORD	48	34								
77047500	DODGE	39	12	77066300	FORD	48	29								
77047500	JEEP	65	14	77066600	FORD	48	30								
77047800	CHRYSLER	32	19	77066800	CHEVROLET	26	16								
77047800	CHRYSLER	32	20	77066900	CHEVROLET	26	16								
77047800	DODGE	39	15	77066900	CHEVROLET	26	17								
77048200	CHEVROLET	24	4	77066900	CHEVROLET	26	18								
77048200	CHEVROLET	25	12	77067000	CHEVROLET	26	19								
77049600	CHEVROLET	25	13	77067300	NISSAN	88	2								
77049700	FORD	46	12	77067500	MAZDA	78	6								
77050100	HYUNDAI	58	2	77068200	FORD	48	32								
77050100	KIA	66	3	77068600	FORD	47	14								
77050400	HONDA	56	2	77069900	OPEL	90	5								
77051100	HYUNDAI	58	4	77070800	FORD	47	20								
77051400	HONDA	56	1	77071700	KIA	66	1								
77051800	TOYOTA	114	3	77075300	TOYOTA	114	4								
77052200	JAGUAR	62	4	77075300	VOLKSWAGEN	121	33								
77052200	LAND ROVER	72	4	77077500	HYUNDAI	58	3								
77052400	JAGUAR	62	5	77078400	FORD	46	10								
77052500	TOYOTA	114	5	77078700	FORD	48	31								
77052800	TOYOTA	114	6	77078900	FORD	47	22								
77054100	LAND ROVER	72	3	77078900	FORD	48	23								
77054400	LEXUS	74	1	77079500	FORD	47	15								
77054400	LEXUS	74	2	77080400	FORD	48	24								
77054800	MERCEDES	80	4	77080500	KIA	66	2								
77055300	CHEVROLET	25	11	77081100	FORD	47	16								
77055400	MERCEDES	80	5												
77055800	NISSAN	88	3												
77056200	CHEVROLET	24	7												
77056400	CHEVROLET	26	22												
77056400	CHEVROLET	26	23												
77056400	CHEVROLET	27	25												
77056400	CHEVROLET	28	26												
77056400	CHEVROLET	28	28												
77056500	CHEVROLET	27	24												
77056500	CHEVROLET	28	31												
77056500	CHEVROLET	29	36												
77056600	CHEVROLET	24	8												
77056600	CHEVROLET	26	20												
77056700	CHEVROLET	24	8												
77056700	CHEVROLET	26	20												
77056700	SATURN	102	1												
77056700	SATURN	102	2												
77057000	CHEVROLET	29	32												
77057200	CHEVROLET	29	32												
77057600	NISSAN	88	4												
77058200	FORD	47	17												
77058400	CHEVROLET	25	14												
77058400	CHEVROLET	25	15												
77058800	CHEVROLET	29	33												
77059100	CHEVROLET	28	29												
77059100	CHEVROLET	29	34												
77059200	CHEVROLET	28	30												
77059200	CHEVROLET	29	35												
77059300	FORD	48	33												
77059400	MAZDA	78	4												
77059500	CHEVROLET	28	27												
77059600	MAZDA	78	7												
77059800	FORD	46	11												
77059800	MAZDA	78	5												

REFERENCIA REFERENCE	FABRICANTE MANUFACTURER	PÁGINA PAGE	BLOQ. BOX	REFERENCIA REFERENCE	FABRICANTE MANUFACTURER	PÁGINA PAGE	BLOQ. BOX	REFERENCIA REFERENCE	FABRICANTE MANUFACTURER	PÁGINA PAGE	BLOQ. BOX	REFERENCIA REFERENCE	FABRICANTE MANUFACTURER	PÁGINA PAGE	BLOQ. BOX